

PRICE LIST

2024-01-01.


SPARE PARTS

VALID AS OF JANUARY 1, 2024 (GBP)



CONTENT.

POWERGRANULES®	2
TOOLS	4
WATER SOFTENER	4
SERVICE KITS	5
NOZZLE KITS	9



POWERGRANULES®



		PART NO.	PRICE (GBP)
POWERGRANULES®	10 litres	22633	234
POWERGRANULES®	20 litres	22634	438
POWERGRANULES BIO®	10 litres	26602	234



SPARE PARTS.

Nordisk Clean Solutions works solely with authorised service companies and has one or more local partners on all markets in which we operate. See the separate price list for prices for spare parts for each market.

Contact us for more information on service companies in your area, and for a current price list for spare parts.



POWERGRANULES®


PowerGranules® are specially designed for use in Granuldisk machines. They make your pans and containers visibly and hygienically clean. PowerGranules® are made of a plastic which has been tested and approved for contact with food. The unique mix of sizes and the composition of the material give you an exceptional removal rate and clean products which shine. The fact is, after using PowerGranules for a time your pans and containers will shine like new.



POWERGRANULES BIO®

PowerGranules BIO is biobased and made from three main ingredients: calcium salt, rapeseed oil, and a combination of biodegradable esters. Its special composition gives it the right characteristics; hard enough to remove even baked-on food, but soft enough not to harm your cookware - and, of course biodegradable.


PowerGranules BIO is in full compliance with the EU requirements for use in contact with food, and harmless in case of ingestion.



MAINTENANCE.

Our machines are designed to be cleaned simply and efficiently. That's because we know the importance of daily cleaning for optimal wash results. It's every bit as important to make sure that the machine is maintained with regular servicing, ensuring simple and worry-free use and extending the service life of your machine.

Does any part of your machine need to be replaced? We guarantee spare part availability for at least 10 years once the model has been taken out of production.



EN - SURCHARGE



To cope with the current cost volatility of raw materials such as stainless steel, electronic components, plastics, etc., we adopt a system of surcharges that may be added to or deducted from the current price list on a monthly basis depending on cost development. On the 15th of every month, we will inform you about the coming month's surcharge rate, if any. The surcharge may vary between different products. With this, we hope to keep the impact of the cost increase to a minimum throughout the sales channel.



CONTACT.

Nordisk Clean Solutions
Jägershillgatan 13
SE-213 75 MALMÖ, SWEDEN
Tel. +46(0)40 671 50 60
ts@nordiskclean.com
nordiskclean.com

TOOLS.

	#	PART NO.	PRICE (GBP)
 <p>PLIER FOR OETIKER CLAMP (FLEXI NOZZLES) For Oetiker clamp 20,9-14,1 7 mm artikel (25171)</p>	1 pcs	25505	51,33
 <p>MITRE SHEARS, FOR GASKET.</p>	1 pcs	26529	104,96






WATER SOFTENER.

A high-performance, compact commercial water softener. Ideal for applications where space is limited. Durable, compact cabinet design. Dual tank: This means you are guaranteed a 24/7, continuous and uninterrupted supply of soft water. Non-electric: By using the energy of moving water, there is no need for any electric installation. The unit is suitable for applications with both hot and cold water. Temperature range 2 - 65°C.








	PART NO.	PRICE (GBP)
WATER SOFTENER	20197	2 460

SERVICE KITS.

		#	PART NO.	MATERIAL ONLY PRICE (GBP)	
	SERVICE KIT 1 GRANULE MAXI/GD 900, S/N 0710001-36 SPRAY NOZZLES				
	20021	Wash nozzle GD 900 cpl 36	1 pcs	20032	214,00
	11772	Seal, left door GD 900	1 pcs		
	18070	Seal Granule valve	1 pcs		
	19919	Cabin seal 4250 mm	1 pcs		
	60477	O-ring 19,2 x 3,0	1 pcs		
10930	O-ring 39,2 x 3,0	1 pcs			
	SERVICE KIT 2 GRANULE MAXI/GD 900, S/N 0710001-36 SPRAY NOZZLES				
	20032	Service kit 1 900/32 nozzles, see content above	1 pcs	20033	420,00
	13131	Slide bearing	4 pcs		
	18056	Y-coupling for 1/2 hose 17 mm	1 pcs		
	18270	Hose D51 L345	2 pcs		
	18271	Hose D51 L415	2 pcs		
	6005171	Hose clamp 12-22, 9 mm	3 pcs		
	11404	Hose clamp 50-70, 12 mm	8 pcs		
	10905	Hose clamp 16-25, 9 mm	3 pcs		
	26361	Y-coupling for 3/4 hose, D19	1 pcs		
	24657	Instructions - Service kit without rinse nozzles	1 pcs		
	SERVICE KIT 3 GRANULE MAXI, S/N 930001 - 930926, GRANULE MAXI S/N 940001 - 940215				
	20033	Service kit 2 Granule Maxi/GD900 S/N 0710001-36 nozzles, see content above	1 pcs	20046	704,00
	20596	Level sensor compl.	1 pcs		
	22758	Level sensor with cap	2 pcs		
	20019	Rinse nozzles GD900GTx16 - 120°	1 pcs		
	SERVICE KIT 3 GRANULE MAXI, S/N 940216 -				
	20033	Service kit 2 Granule Maxi/GD900 S/N 0710001-36 nozzles, see content above	1 pcs	20138	819,00
	20596	Level sensor compl.	1 pcs		
	22758	Level sensor with cap	2 pcs		
	20130	Rinse nozzles Maxi x20 - 90°	1 pcs		
	SERVICE KIT 1 GRANULE COMBI/GANULE GASTRO/GD 700				
	10930	O-ring 39, 2 x 3,0	1 pcs	20009	44,00
	11594	Rubber seal, Granule damper	1 pcs		
	5321	O-ring 34,2 x 3 NBR	3 pcs		
	5360	O-ring Ø 12,3 x 2,4	2 pcs		
	6005034	O-ring 17,3 x 2,4	1 pcs		
	25338	Nord-lock washer	1 pcs		

SERVICE KITS.

		#	PART NO.	MATERIAL ONLY PRICE (GBP)	
	SERVICE KIT 2 GRANULE COMBI/GRANULE GASTRO/GD 700		20010	197,00	
	20009	Service kit 1/700 S/N 0001, see content previous page			1 pcs
	19919	Cabin seal 4250 mm			1 pcs
	5600	Spring 1,5 x 15 x100			1 pcs
	101044	Nozzle, plastic			19 pcs
	20685	Back seal			1 pcs
24657	Instructions - Service kit without rinse nozzles	1 pcs			
	SERVICE KIT 3 GRANULE COMBI/GRANULE GASTRO		20047	620,00	
	20010	Service Kit 2 Granule Combi/Granule Gastro/GD700, see content above			1 pcs
	20596	Level sensor compl.			1 pcs
	22758	Level sensor with cap			2 pcs
	5686	Support roller Ø70			4 pcs
	11742	Bushing for roller			4 pcs
	26594	Screw MC6S M6x30			1 pcs
	26593	Bushing, down holding wheel			1 pcs
	26552	Wheel, holding down Ø70			1 pcs
	20014	Rinse nozzle kit inner 120°x6			2 pcs
	SERVICE KIT 1 GRANULE SOLO/GRANULE SMART		20034	88,00	
	10930	O-ring 39,2 x 3,0			1 pcs
	11594	Rubber seal, Granule damper			1 pcs
	5321	O-ring 34,2 x 3,0			1 pcs
	5360	O-ring 12,3 x 2,4			2 pcs
	6005034	O-ring 17,3 x 2,4			1 pcs
	22946	Seal, lower door			1 pcs
	25447	Door seal (Solo/Smart vertical)			2 pcs
	21488	Sealing upper door			1 pcs
	25338	Nord-lock washer			1 pcs
	SERVICE KIT 2 GRANULE SOLO/GRANULE SMART		20035	132,00	
	20034	Service kit 1, Granule Solo/Granule Smart, see content above			1 pcs
	5600	Spring 1,5 x 15 x 100			1 pcs
	101044	Nozzle, plastic			12 pcs
	SERVICE KIT 3 GRANULE SOLO/GRANULE SMART		20048	525,00	
	20035	Service kit 2 Granule Solo/Granule Smart, see content above			1 pcs
	5686	Support roller Ø70			4 pcs
	11742	Bushing for roller			4 pcs
	26552	Wheel, holding down Ø70			1 pcs
	26593	Bushing, down holding wheel			1 pcs
	26594	Screw MC6S M6x30			1 pcs
	21576	Rinse nozzle DAW 1235 B1			12 pcs
	22758	Level sensor with cap			2 pcs
	20596	Level sensor compl			1 pcs







SERVICE KITS.

		#	PART NO.	MATERIAL ONLY PRICE (GBP)
	SERVICE KIT 1 GRANULE FLEXI/GD 600, S/N 252- 6000075 Main seal, Granule valve 6005035 Radial seal 19919 Cabin seal 4250 mm 6001121 Central seal GD 600 6001122 Wash nozzle, compl. 6005012 O-ring 9,3 x 2,4 60477 O-ring 19,2 x 3,0 60460 O-ring 15,3 x 2,4 14515 Swivel connector	1 pcs 3 pcs 1 pcs 1 pcs 8 pcs 2 pcs 2 pcs 2 pcs 2 pcs	20016	289,00
	SERVICE KIT 2 GRANULE FLEXI/GD 600, S/N 252- 20016 Service kit 1/600 sn 0252-, see content above 6005021 Wash hose GD 600-li, L=850 11404 Hose clamp 50-70 12 mm 6005148 Hose 8/6 (2 m) 13925 Tube upper 24657 Instructions - Service kit without rinse nozzles	1 pcs 2 pcs 4 pcs 1 pcs 1 pcs 1 pcs	20011	443,00
	SERVICE KIT 3 GRANULE FLEXI 20011 Service kit 2 Granule Flexi/GD600 S/N 252-, see content above 22758 Level sensor with cap 20596 Level sensor compl. 20018 Rinse nozzle kit 9502x4 20013 Rinse nozzle kit outer 90°x4 20014 Rinse nozzle kit inner 120°x6	1 pcs 2 pcs 1 pcs 2 pcs 1 pcs 1 pcs	20049	630,00
	SERVICE KIT 1 GD 900, S/N 983-0709XXX, 24 SPRAY NOZZLES 10977 Wash nozzle 11772 Seal left door GD 900 18070 Seal Granule valve 19919 Cabin seal 4250 mm 10930 O-ring 39,2 x 3,0 60477 O-ring 19,2 x 3,0	24 pcs 1 pcs 1 pcs 1 pcs 1 pcs 1 pcs	20024	297,00
	SERVICE KIT 2 GD 900, S/N 983-0709XXX, 24 SPRAY NOZZLES 20024 Service kit 1 900/24 nozzles, see content above 13131 Slide bearing 18056 Y-coupling for 1/2 hose 17 mm 18270 Hose D51 L345 18271 Hose D51 L415 6005171 Hose clamp 12-22, 9 mm 11404 Hose clamp 50-70, 12 mm	1 pcs 4 pcs 1 pcs 2 pcs 2 pcs 3 pcs 8 pcs	20025	488,00
	SERVICEKIT 1 GD 900, S/N -982 10646 Rubber mat, Granule valve 11772 Seal, left door GD 900 29919 Cabin seal 4250 mm 10977 Wash nozzle	1 pcs 1 pcs 1 pcs 24 pcs	19080	249,00

SERVICE KITS.

		#	PART NO.	MATERIAL ONLY PRICE (GBP)
	SERVICE KIT 2 GD 900, S/N -982 19080 Service kit 1/900 S/N 0001-0982, see previous page 13140 Wash hose GD 90/GD 900, L=1800 13142 Wash hose GD 90/GD 900, L=460 13131 Slide bearing 11404 Hose clamp 50-70, 12 mm	1 pcs 2 pcs 2 pcs 4 pcs 8 pcs	19081	634,00
	SERVICE KIT 1 GD 90, S/N 0360-2222 10533 Rubber seal, 15 x 15 19919 Cabin seal 4250 mm 10646 Rubber mat, Granule valve 10977 Wash nozzle 10038 Wash pipe bearing, upper	1 pcs 1 pcs 1 pcs 24 pcs 4 pcs	19082	254,00
	SERVICE KIT 2 GD 90, S/N 0360-2222 19082 Service kit 1/90 S/N 0360-2222, see content above 13140 Wash hose GD 90/GD 900, L=1800 13142 Wash hose GD 90/GD 900, L=460 11404 Hose clamp 50-70, 12 mm	1 pcs 2 pcs 2 pcs 8 pcs	19083	622,00
	GRANULE MAXI/GD 900 BEARING, DAMPER SHAFT 18005 Bearing, damper shaft, left 18006 Bearing, damper shaft, right 10930 O-Ring 39.2 x 3.0 60477 O-Ring 19.2 x 3.0	1 pcs 1 pcs 2 pcs 1 pcs	20001	77,46
	WASH NOZZLE 36 19312 Wash nozzle 19551 O-ring 20,0 x 2,0 NBR70	36 pcs 36 pcs	20021	187,78
	RINSE KIT GRANULE FLEXI/GD 600, S/N 252- 12306 Washer BRB 10,5 x 22 13915 Coupling 90 1/4 6005148 Hose 8/6 14553 Coupling 90 6/8 14554 Bushing 1/4-1/8 int/ext 13925 Hose, 10/8	2 pcs 2 pcs 2 m 2 pcs 4 pcs 1 pcs	20012	55,51

NOZZLE KITS.

	#	PART NO.	PRICE (GBP)
 <p>RINSE NOZZLE 90° 20013 Nozzle 90° (RF DAW 1118 B1) GD 600 S/N 0001-0251, GD600 S/N 1266-xxxx, Granule Flexi</p>	4 pcs	20013	84,80
 <p>RINSE NOZZLE 120° 20014 Nozzle 120° (RF DAW 1118 B1) GD 600 S/N 0252-xxxx, Granule Flexi GD 700 S/N 0001-xxxx, Granule Gastro, Granule Combi</p>	6 pcs	20014	114,09
 <p>RINSE NOZZLE FLAT 20018 Nozzle Flat (RF JAV 0780 B1) Granule Flexi</p>	4 pcs	20018	64,76
 <p>RINSE NOZZLE 120° 20019 Nozzle 120° (RF DAW 1370 B1) GD 900 S/N 0001-xxxx Granule Maxi, S/N 930001 – 930926, Granule Maxi S/N 940001 – 940215</p>	16 pcs	20019	466,41
 <p>RINSE NOZZLE 90° 20130 Nozzle 90° (RF DAW 1188 B1) Granule Maxi, S/N 940216 -</p>	20 pcs	20130	496,07
 <p>RINSE NOZZLE 120° 21576 Nozzle (DAW 1235 B1) Granule Solo, Granule Smart sold per piece</p>	1 pcs	21576	31,04

SPARE PARTS.

PART NO.	REPLACED BY	NAME	PRICE (GPB)
5004		SHAFT-SEAL 30/38 X 3,5	53,70
5006	12303	WASHER A2-RB 6,4X12	0,00
5008	12305	WASHER A2-RB 8,4X16	0,00
5009	12306	WASHER A2-RB 10,5X22	0,00
5018	28347	NUT M6M M4 LOCKING REPLACED WITH 28347	0,00
5019	12203	NUT M6M M6	0,00
5020	12230	NUT M6M M8 LOCKING	0,00
5034		SCREW M6S M6X40	2,07
5044		SCREW MFX M4X8	1,07
5049		SCREW S6SS M4*8	3,77
5056		AUXILIARY RELAY 24VDC 40.	86,50
5105	11270	WATER FILTER	0,00
5112	19671	DRAIN VALVE WITH HANDLE	0,00
5115	5116	NUT M6M M5 LOCKING	0,00
5116		NUT M6M M5 LOCKING, REPLACES 12202	2,35
5126	14496	SCREW MC6S M10X30	0,00
5143		NUT M6M M6 LOCK	2,14
5166		ADAPTER D32/D50	28,73
5169	21946	WASHER 3.2X6X0.5	0,00
5170		NUT M6M M3	1,07
5200		WASHER, 5,3X15X1,2 A2	1,61
5225		SAFETY SWITCH STEUTE ES 4	352,99
5227	12193	SCREW M6S M6X30	0,00
5242	12213	NUT M6M M10 LOCKING	0,00
5304		DRIVE MOTOR, 40W, 230V IN	847,42
5305		GEARBOX, 9H-180EBN	1 090,00
5311	13076	CAPACITOR 2 MF 400VAC	0,00
5321		O-RING 34,2X3 NBR	2,63
5357		O-RING 149,2X5,7	33,58
5359	60461	O-RING O 54,5 X 3	0,00
5360		O-RING O 12,3X2,4	2,63
5422		SCREW MC6S M6X80	1,16
5425	6005092	HOSE CLAMP S/S 32-50	0,00
5445		O-RING 42,3X3	3,77
5466	10816	BUSHING BRASS	0,00
5469	12308	WASHER A2-RB 17X30	0,00
5470		SPRING 1,5X7X55	44,57
5487		SAFETY SWITCH STEUTE	776,73
5496		V-RING V-16A	20,56
5497	12253	BOLT MRX M4*12	0,00
5509		SCREW MC6S M6X50	2,14
5515		CONTACT ELEMENT	72,68
5516		BUTTON	259,58
5519		NUT M6M M3 LOCKING	1,64
5574		MAGNET SENSOR ELOBAU 15083	545,04
5575		MAGNET ELOBAU 300776	101,99
5584	12146	BOLT MC6S M8X25	0,00
5596		PENDULUM FZB M10X120	7,09
5600		SPRING, 1,5X15X100	21,85
5614	6005046	SLEEVE R1/2 BRASS	0,00
5616		ANGLE G1/2 90°	8,81
5619	6005057	NUT 3/4 G20	0,00
5621		T-PIPE 1/2	38,30
5626		O-RING 5,3 X 2,4 MM VITON	3,74

PART NO.	REPLACED BY	NAME	PRICE (GPB)
5629	11540	GASKET FOR PUMP SHAFT, WI	0,00
5633	5300	LOWERING VALVE N/C 101 22	0,00
5669		WHEEL PLASTIC °125MM	26,80
5673	6005034	O-RING 17,3X2,4	0,00
5682		SEAL M12	4,65
5686		SUPPORT ROLLER °70	15,04
5731		SAFETY SWITCH	561,74
5782	24106	SOLENOID VALVE 1/2	0,00
10023		MOTOR COUPLING	91,50
10032		THERMOMETER	56,67
10033	14476	CABIN SEAL 4150 MM	0,00
10034	20019	RINSE NOZZLE	0,00
10035		END CAP, TROLLEY	3,11
10036		END STOP, 25MM	0,71
10037	28517	BEARING, CABIN AXLE	0,00
10038		WASH PIPE BEARING, UPPER	13,36
10044	11375	DRAIN VALVE	0,00
10045	13712	SOLENOID VALVE 3/4	0,00
10048		BALL COUPLING M6	10,37
10050		WASH PIPE MOTOR GD90	1 159,00
10054		PROTECTION CLAMP, COMPL.	128,67
10055	20143	COMPRESSION GLAND	0,00
10056		O-RING, 29,2X3,2	2,66
10058		HOSE CLAMP E24	2,63
10059		HOSE CLAMP 23-35	11,49
10060		FINAL RINSE HOSE L=780	40,31
10061		FOOT	41,57
10063		HOSE 90/100	24,17
10064		HOSE CLAMP 90/110 9MM	7,67
10068		PLUG 1/8	2,63
10082		CONTACTOR, ELEMENT (LC1D112B7) REPLACES 18367	87,01
10143		ANGLE PIPE	1 302,00
10195		SEAL	59,26
10214		BEARING, INCL. O-RING	164,81
10240	19825	MOTOR BRACKET	0,00
10241		ARM	163,77
10242		INTERMEDIATE SHAFT	46,86
10270	23709	LAMP, COMPL. WHITE GD 90	0,00
10271		LAMP 2W 30V/100MA	14,25
10273	21122	TWO POSITION SWITCH	0,00
10274	22902	THREE POSITION SWITCH	0,00
10275	21123	BUTTON	0,00
10287	22758	LEVEL SENSOR	0,00
10302		FRAME MOUNTING	103,67
10303		HINGE	367,29
10307		HINGE AXLE	31,55
10334		BEARING HOUSING	49,45
10348		LINK SYSTEM	429,20
10368		CATCH LEVER, TROLLEY	79,82
10369	11284	WHEEL	0,00
10370	21544	WHEEL, REAR	0,00
10377		UPPER LOCKING DEVICE	194,25
10378		LOWER LOCKING DEVICE	194,25
10390		GASKET,UPPER	78,84
10393	11238	INLET COUPLING, WASH PIPE	0,00

PART NO.	REPLACED BY	NAME	PRICE (GPB)
10394	11382	CLAMP RING, WASHPIPE	0,00
10395	11237	INLET COUPLING, V-PIPE	0,00
10399		PISTON, GRANULE VALVE	76,16
10416		PUMP GASKET, GD90	13,20
10417		GASKET, STEAM-ELEMENT	16,67
10428		SPACER-LOWER	10,53
10432		MECHANIC SEAL, PUMP	534,32
10440		LOCK MOUNTING, LOWER	143,10
10447		CAP FOR CONDENSE UNIT	160,68
10448		CABIN FOR CONDENSE UNIT	1 116,00
10449		CONDENSE COOLER	1 136,00
10456		LOCK MOUNTING, UPPER	276,79
10463		CYLINDER MOUNTING	116,80
10485		LINK BEARING	36,20
10489		GASKET, PISTON	34,70
10490		PRESSURE SPRING	63,90
10500		COVER PLATE, PLASTIC	2,63
10502	13352	PVC PIPE 90 °	0,00
10507		PUMP, 5.5 KW REPLACES 19404	4 858,00
10510		BOILER, COMPLETE	4 393,00
10512		HEATER, 13 KW, INCL. BO	330,25
10513	10529	LEVEL SENSOR + PLASTIC SEAL	0,00
10515	11381	LOCK DEVICE V-PIPE	0,00
10516		DRAIN ARM	306,57
10518	60415	HOSE CLIP 50-70 9MM	0,00
10520		CYLINDER	95,49
10521		COUPLING M5, SMALL	2,63
10522		PISTON, DOORLOCK, LOWER	27,76
10523		GASKET	19,73
10527		RETAINING RING	34,08
10528		RINSE PIPE COMPL.	1 451,00
10529	22758	RINSE TANK LOWER STEAM (SEE "ALERT" ON ITEM.NR 10529)	0,00
10532		RUBBER SEAL WINDOW GD90-I	44,85
10533	11772	RUBBER SEAL, 15X15	0,00
10536		LOCK MOUNTING, COMPL.	150,26
10537		BALL BEARING, STAINLESS	19,02
10539		SOLENOID VALVE, NO	202,37
10540		SOLENOID VALVE, NF	262,26
10541		CONNECTOR 90,1/8 OUT	8,53
10542		COUPLING M5, LARGE	5,51
10543		COUPLING CROSS	25,64
10544		DOOR SENSOR	160,26
10547	21583	MAINS SWITCH, 3-P	0,00
10554		CABLE GLAND PG 21	6,04
10555		BUSH R10 X R8	2,87
10556		CABEL CONNECTOR	5,72
10559		SEAL, INLET, COND.FAN	30,94
10562		PLATE, OUTLET	186,87
10563		SEAL, OUTLET, COND.FAN	31,62
10564		NET, OUTLET	29,79
10591		RUBBER BAND, GD 205	16,04
10602	14087	THERMOSTAT 30-90 GR	0,00
10603	14130	OVERHEATING PROTECTOR, 87	0,00
10623		MAIN WASTE FILTER	858,41
10637		HOSE CLAMP 190-210	16,41
10638		PISTON ROD, GD90II	465,56
10640		GRANULE VALVE, COMP. 90II	3 764,00
10642		CYLINDER	1 319,00
10645		FILTER COVER	1 732,00
10646		RUBBER MAT, GRANULE VALVE	53,42
10659		CONNECTOR STRAIGHT 1/8 OUT	4,98
10660		FLANGE	9,39

PART NO.	REPLACED BY	NAME	PRICE (GPB)
10661		WASHER	2,63
10662		FILTER	4,33
10668		BEARING SEATING	78,52
10669		PISTON BEARING	19,60
10670		TOP COVER STD & KOND	1 231,00
10677		GUIDE FOR CASSETTE	127,44
10680		GD952 DIVIDER	307,91
10692		SPACING SLEEVE, S-CASSETT	37,65
10693		WHEEL FOR S-CASSETTE	20,81
10704		LINK A	65,07
10705		LINK B	65,07
10706	13142	HOSE 50, L=350	0,00
10707	13142	HOSE 50, L=390	0,00
10708	13140	HOSE 50, L=1560	0,00
10709	13140	HOSE 50, L=1710	0,00
10711		CONNECTOR STRAIGHT 1/8 IN	7,02
10715		O-RING, 49,5X3,0	2,63
10717		O-RING, 24,3X3,0	2,63
10725		DISTANCE PIPE, GD10	13,93
10727		SPRING FOR GD10	27,28
10731		HOSE 6/4 REPLACES 11563	3,07
10739		KNOB, G-VALVE	63,16
10742	20195	MAGN. VALVE, STEAM	0,00
10746	13320	OUTLET PIPE, COND. UNIT	0,00
10747		RUBBERSEAL, WINDOW GD90-II	37,60
10748		GASKET, CYLINDER MOUNTING	10,53
10751		SPINDLE	66,81
10752		VALVE DRUM	764,05
10753		VALVE PLATE	481,75
10760	11656	DIVIDER, PUMP	0,00
10762	10762-01	RELAY, WASH- AND RINSE	0,00
10764		CIRCUIT BREAKER, F2 3X20A	121,49
10767	6007007	CIRCUIT BREAKER, F3 2X10A	0,00
10768		MOTOR SAFETY CUTOUT 9-14A	167,79
10769	6005071	TRANSFORMER, 400V	0,00
10770		WATER FILTER, COMPLETE	25,64
10772		DOOR, RIGHT, COMPLETE, GD90	7 033,00
10773		HINGE, COMPLETE, GD90	324,09
10774		WASH PIPE BEARING, COMPLETE	105,23
10775		INLET COUPLING, RINSE, COMPLETE	184,55
10776		DOOR LOCK, UPPER	144,08
10777		DOOR LOCK, LOWER	144,08
10779		WALL PLATE, CASSETTE	27,76
10812		COUPLING 90, 22XR20 OUT	24,69
10813		COUPLING 90, 22XR20 IN	68,14
10827	11269	HANDLE, TROLLEY	0,00
10831		PIPE CLAMP, RINSE PIPE	41,33
10832		BOILER, STEAM	4 920,00
10835		PUMP IMPELLER, GD90	722,00
10847		CONTACTOR 4KW 380/415V	66,34
10883		EXCHANGE KIT, 90K - 90S	3 300,00
10885	21122	KNOB, 2-WAY SWITCH	0,00
10887	21123	PRESS BUTTON, START	0,00
10888	22902	BRACKET, 3 POSITION VALVE	0,00
10889	22902	KNOB, 3-WAY SWITCH	0,00
10894	23712	LAMP, COMPL. RED GD 90	0,00
10895	23711	LAMP, COMPL. YELLOW GD90	0,00
10901		PUMP HOUSING SEAL, GD90	70,99
10904	10507	PUMP HOUSING LID, 265	0,00
10905		HOSE CLAMP 16-25	3,95
10907		CYLINDRICAL PIN	4,74
10915	21583	KNOB, MAIN SWITCH	0,00
10916	21583	MAIN SWITCH WITHOUT KNOB	0,00

PART NO.	REPLACED BY	NAME	PRICE (GPB)
10917		HOSE CONDENSE 12/10	8,62
10923		PUMP, 5.5 KW, 440 V, 60HZ	5 772,00
10925		FOOT MARINE	145,83
10930		O-RING, 39,2X3,0	2,63
10947		COUPLING 12/10 1/4 OUT	10,30
10965	6007011	LINE CONTACTOR	0,00
10977		WASH NOZZLE	6,72
10980		GUIDES FOR S-CASSETTE NB! NOT CASSETTE	1 506,00
11046		MEMBRANE, M.V.BÜRKERT 3/4	240,92
11079		PROBE	16,32
11081		O-RING, 3,1 X 1,6	0,41
11082		SEAL, COND.FAN	9,11
11083		BUSH, M-VALVE, 3/4	218,99
11084		BRACKET,,UPPER DOOR	268,75
11085		DIM - 1	115,44
11158		COUPLING 90 INCL. THROTTL	38,55
11172		COVER PLATE, TOP	73,26
11178		BLOCK FOR MAG.VALVES	964,95
11180		COUPLING 90° 12/10- 3/8	11,18
11183		BUSHING 3/4- 3/8	8,06
11185		SLEEVE 3/8	5,17
11193		NIPPLE, DEARATOR	95,14
11194		DEARATOR, COMPLETE, GD90	931,23
11198		COUPLING 22 X 1 INT	25,57
11199		BUSHING 3/4 - 1	13,48
11216		L-PIPE	10,65
11217		ONE WAY VALVE 1	108,56
11218	20904	BACK FLOW PROTECTION VALVE	0,00
11237		INLET RINSE PIPE REPLACES 10395	83,03
11238		INLET SPRAYPIPE REPLACES 10393	66,81
11239		GD971 TROLLEY	4 393,00
11261	23710	LAMP, COMPL GREEN GD90	0,00
11279		PUMP CSA 575V/60HZ	6 178,00
11283	21544	WHEEL - BACK	0,00
11284	21541	WHEEL, TROLLEY, FRONT REPLACES 10369	0,00
11317		DRAIN DVGW	190,52
11375		DRAIN VALVE 1 1/2 REPLACES 10044	74,53
11381		NUT M24X1,5 REPLACES 10515	38,55
11382		NUT M50 X1,5 REPLACES 10394	34,77
11398		ANGEL 90 3/4 IN/IN	10,47
11399		HOSE NIPPLE 3/4-20	17,70
11402	25252	WASH PUMP P 65-20	0,00
11404		HOSE CLAMP 50-70 12MM	7,65
11405		HOSE CLAMP 60-80 12MM	7,84
11406		HOSE CLAMP 100-120 12MM REPLACES 6005112	10,63
11419	21317	GASKET 3/4	0,00
11456	14951	PUMP WHEEL P65-20	0,00
11508		RINSE PIPE	309,29
11522		BEARING, SPRAY PIPE	72,88
11523		LOCKING ARM	41,64
11525		WASHER	5,77
11528		GUIDE SEAL	36,29
11534		DOOR COVER LOWER LEFT	38,05
11535	14017	DOOR COVER LEFT UPPER	0,00
11536	14665	DOOR COVER RIGHT LOWER	0,00
11537	14666	DOOR COVER RIGHT UPPER	0,00
11539	19481	BOOSTER PUMP PQ 60 3-PHASE	0,00
11543		MAGNETIC VALVE 3/8 16-BAR	411,69
11544		RUBBER DAMPER	24,13
11548	21930	COUPLING 6/4 1/8	0,00
11549		SLEEVE 1/8	2,63

PART NO.	REPLACED BY	NAME	PRICE (GPB)
11560		BASE SIEVE	56,39
11563	10731	HOSE 6/4 PTFE NATUR	0,00
11566		ADHESIVE PANEL	363,72
11568	25234	HOSE HOOD CYLINDER	0,00
11570		GUIDE BLOCK	43,89
11571		SAFETY PIN FOR HOOD	146,80
11575		MAGNETIC ALARM CONTACT	94,57
11586		L-PROFILE FOR WATER TRAP LEFT	106,44
11587		L-PROFILE FOR WATERTRAP RIGHT	106,44
11593		HOLDER FOR RUBBER SEALING	36,75
11594		RUBBER SEAL, GRANULE DAMPER	60,72
11597		SPRING 2X20X90	34,64
11598		COMPRESSOR FITTING	127,39
11599		NIPPEL 1/2- 3/8	5,55
11601		SECURITY VALVE	243,81
11608	13811	HINGE GD900	0,00
11609	13811	SHAFT HINGE	0,00
11612		DOOR HANDLE	446,97
11618		DRAINING PIPE	162,97
11628		SLEEVE	110,55
11653	19550	WASH PIPE	0,00
11665		GASKET, CONDENSING UNIT	16,48
11667		NOZZLE HOLDER	360,85
11742		BUSHING FOR ROLLER	10,07
11771		GASKET, CONDENSING NOZZLE	14,46
11772		MIDDLE SEAL, LEFT DOOR REPLACES 10533	30,36
11779		COUPLING, MOTOR-SHAFT	39,42
11796		BOX FOR CONTROL PANEL	225,98
11799		CRUSH PROTECTION BRIDGE	285,69
11806	13751	OVERFLOW COMPLETE	0,00
11810		FINAL RINSE PIPE COMPLETE	820,49
11811		BOOSTER PUMP COMPLETE	972,30
11813		CRUSH PROTECTION COMPLETE	429,21
11814		TOP SPRAY PIPE COMPLETE	1 079,00
11815		GRANULE DAMPER	457,22
11816		TORQUE SENSOR	58,83
11818		MAGNETIC VALVE COLD WATER	683,23
11819		MAGNETIC VALVE, HOOD LOWERING	351,29
11822		HOSE	7,91
11824	6005157	HOSE HOT WATER 1200MM	0,00
11825		HOSE RINSE BOILER (2300MM)	75,81
11826		HOSE, RINSE AGENT	19,27
11841		SEAL, CONTROL PANEL	39,73
11898		BEARING DAMPER SHAFT FRONT	27,76
11899		BEARING DAMPER SHAFT REAR	27,76
11906		DRAIN PIPE FRONT	122,93
11917	18547	LEVELING FOOT	0,00
11923		CONDENSING UNIT NOZZLE	348,62
11924		REDUCER 1/2 - 3/8	4,51
11926		INSTALLATION HOSE 3/4 L=53	76,90
11988		CYLINDER COMPLETE	1 604,00
11990		HOSE	2,63
11996		CONTACTOR 25A 230V REPLACES 11997	74,08
11997	11996	CONTACTOR 9A 230V	0,00
11998		RELAY 230V	59,74
11999		TRANSFORMER 230/24 VDC	745,00
12044		FOOT	30,93
12084		SCREW MELC6S M6X10	3,86
12093		SCREW MRX M4X20 REPLACES 5046	2,03
12095		SCREW M6S M6X25 REPLACES 5033	2,14
12100		SCREW M6S M5X8	1,64
12101		SCREW M6S M5X10 REPLACES 5276	2,03

PART NO.	REPLACED BY	NAME	PRICE (GPB)
12106		SCREW M6S M6X16 REPLACES 5032	1,68
12107		SCREW M6S M6X20 REPLACES 5289, 18043	2,63
12108		SCREW M6S M6X35	2,14
12110		SCREW M6S M8X16 REPLACES 5480	2,14
12111		SCREW, M6S M8X20 A2 REPLACES 5036	1,95
12115		SCREW M6S M8X50 REPLACES 5140	2,22
12119		SCREW M6S M10X30 REPLACES 5027	1,95
12120		SCREW, M6S M10X35 A2 REPLACES 5284	2,03
12121		SCREW M6S M10X40	1,95
12124		SCREW M6S M12X25	2,03
12139	22920	SCREW MC6S M6X12	0,00
12140		SCREW MC6S M6X16 REPLACES 5391	1,64
12141		SCREW MC6S M6X25	2,14
12158		SCREW MFS M5X60	4,11
12162		SCREW MCS M4X6	2,03
12184		SCREW MSK6SS A2 M5X6	2,03
12186		SCREW, MSK6SS M6X8	2,35
12187		SCREW, LKCS M5X12 A2	1,95
12188	22775	SCREW LKCS M6X12	0,00
12190	22777	SCREW LKCS M6X25	0,00
12193		SCREW M6S M6X30 REPLACES 5227	2,03
12194		SCREW MRX M4X10 REPLACES 5045	1,07
12201		NUT M6M M4 REPLACES 5017	0,67
12202	5116	NUT M6M M5 LOCK	0,00
12203		NUT M6M M6 REPLACES 5019	1,07
12205		NUT M10 REPLACES 5114	0,67
12206		NUT M12, REPLACES 5319	2,63
12207		NUT M6M M16, REPLACES 5234	2,79
12209	5018	NUT LOCKING SR M4	0,00
12213		LOCK NUT, M10 A2, REPLACES 5242	2,63
12230		NUT M6M M8 LOCKING, REPLACES 5020	2,22
12231		SCREW MT6SS M6X8	2,22
12233	22776	SCREW, LKCS M6X16	0,00
12237		SCREW M6S M5X16, REPLACES 5029	2,03
12247		SCREW M6S M5X45	2,14
12248		SCREW M6S M6X45	2,14
12255		SCREW MFT M4X12 A2	2,14
12302		WASHER, 5,3X10X1 A2	1,30
12303		WASHER 6,4X12X1.6 REPLACES 5006	2,63
12304		WASHER BRB 6,7X14X1	1,05
12305		WASHER BRB 8,4X16X1 REPLACES 5008	1,05
12306		WASHER BRB 10,5X22X REPLACES 5009	1,07
12307		WASHER 13X24X2	1,02
12308		WASHER BRB 17X30X3 REPLACES 5469	2,14
12321		CIRCLIPS SGA 19	3,74
12322		WASHER RB 6,4X18X1 REPLACES 5007	1,68
12331		POP RIVET 4.0X10.5	1,68
12338		WASHER, 10,5X28X6 A2	14,52
13020	14345	HEATER 16KW 400V	0,00
13035	13811	HINGE	0,00
13100		SPRAY PIPE MOTOR GD900	715,53
13105		FINAL RINSE HOSE 835MM REPLACES 6005018	27,04
13111		MAGNETIC VALVE BUS	173,43
13115		DEARATOR DVGW	649,11

PART NO.	REPLACED BY	NAME	PRICE (GPB)
13119	19550	SPRAY PIPE COMPLETE	0,00
13121		SLEEVE COUPLING	91,98
13122	19919	CABIN SEAL 4250MM	0,00
13125		SHAFT WITH ROD	69,62
13131		SLIDE BEARING	11,16
13132		LOCKING WASHER, 12	3,14
13140		WASH HOSE L=1800 REPLACES 10708, 10709	213,68
13141	13142	WASH HOSE L=310	0,00
13142		WASH HOSE L=460 REPLACES 10706, 10707	71,08
13147		FLOW RESTRICTOR	13,20
13149		HOSE 6/4 L=650	2,63
13154		CABLE GLAND PG36	51,10
13155		NUT PG36	5,97
13169		HOSE 10/8 PA11	6,46
13174		PANEL BOX COMPLETE	141,10
13175		LOCK ARM UPPER COMPL.	123,04
13176		LOCK ARM LOWER COMPL.	80,10
13177		DOOR RIGHT COMPLETE	2 597,00
13178	20741	DOOR LEFT COMPLETE	0,00
13179		FILTER	18,29
13192		RUBBER DAMPER	13,50
13193	13630	THERMISTOR	0,00
13194		WASH PIPE MOTOR,GD600 CSA	2 844,00
13199	20578	ROOF, PLASTIC REPLACES 14015	0,00
13202		HEATER 208V CSA	3 082,00
13203		AUTOMATIC FLOW CONTROL	197,22
13210	14134	FOOT	0,00
13214		BEARING PIPE	44,24
13221		CHAIN, SECURITY PEG	14,20
13230		RELAY 208V CONTACTOR 22KW 380/415V (208V)	688,02
13231		RELAY ELEM COLDWATER	156,89
13236	14345	HEATER 13/208V CSA GD90	0,00
13239		PUMP 208V/60HZ 5.5KW CSA	8 258,00
13264	21090	BOTTOM FRAME	0,00
13269		SEAL	31,24
13274		CASSETTE S	5 386,00
13275	21090	DIVIDER	0,00
13283		TEMPERATURE SENSOR KTY CO	241,75
13286		CLASP	68,33
13302		DOOR LEFT 8000 A	3 486,00
13311		DIVIDER COMPLETE, MULTICA	806,53
13317		NOZZLE EJEKTOR COMPL.	429,20
13320		HOSE 12/10 L=3600 REPLACES 10746	28,11
13321		HOSE DRAIN PIPE	121,07
13326		FILTER HOSE REPLACES 6001021	90,52
13344		BASKET STD	1 520,00
13350		SEAL	3,99
13352		PIPE BEND 90° REPLACES 10502	25,24
13353		PLASTIC PIPE	77,81
13387		CIRCUIT BOARD GD900/GD600	1 046,00
13394		SPRAY PIPE HOUSE GD600-1	2 003,00
13401		SEAL	7,46
13405		SHAFT NUT KM4	39,52
13409		BEARING	52,58
13410		CIRCLIP JV42	37,00
13419		EJECTOR	384,12
13434	14341	HEATER 9KW 400V 600PLUS	0,00
13442		TUBE HOLDER	10,69
13443		ROOF GD 600	424,36
13486		GD656 LID FOR GD651	141,56

PART NO.	REPLACED BY	NAME	PRICE (GBP)
13493		GD651 NET BASKET	406,80
13496		TOWBAR	50,47
13497		SHAFT	11,71
13498		SHAFT	14,74
13502		DRAIN CONNECTION	11,13
13503	6005152	DRAINPIPE	0,00
13504	6001209	HEATER RINSE GD600	0,00
13508		CONSTANT FLOW VALVE	201,46
13509		BEARING	10,37
13514		ANGLE 1/2-3/4 INV	28,11
13516		PANEL SEAL REPLACES 6000105	96,73
13517		RUBBER SEAL TO GLASS PANE REPLACES 6005039	91,10
13521		RUBBER SEAL TO GLASS PANE REPLACES 6000109	91,10
13523	14371	PUMP 400V/50HZ GD600 PLUS	0,00
13524	14378	PUMP 440V/60HZ GD600-III	0,00
13525	14595	PUMP 400V/60HZ GD600PLUS	0,00
13532		CIRCUIT BREAKER 25A REPLACES 18361	119,20
13533		CIRCUIT BREAKER 16A REPLACES 18360	119,20
13534		RC FILTER	81,55
13535		AUXILIARY RELAY 24V AC	45,42
13542		TOWBAR COMPLETE	98,26
13550	14342	HEATER 9KW/230V 600PLUS	0,00
13551	14343	HEATER 9KW/440V 600PLUS	0,00
13552		HINGE COMPLETE REPLACES 6001137	114,83
13555		SLEEVE PIPE COMPLETE REPLACES 6001020	508,32
13564		SLEEVE 3/4-3/4	7,91
13595		DOORSTOP COMPL.	2,84
13596	13811	HINGE COMPLETE	0,00
13597		INSTALLATION HOSE	79,27
13599		RUBBER SEAL BLUE COMPLETE	124,55
13601		GLASS PANE COMPLETE	480,92
13603		RUBBERSEAL BLACK COMPL.	145,49
13607	14328	HEATER 3/230V GD700	0,00
13609		PUMP MOUNTING	216,96
13619		SOLENOID VALVE 1/8	140,73
13630		TEMPERATURE SENSOR COMPL REPLACES 13193, 6005090	118,18
13631	14348	HEATER 16/575V CSA GD900	0,00
13632	14347	HEATER 16KW/400V GD900	0,00
13634		SKÖLJTANK UTAN ELEMENT GD900 001-490	3 309,00
13635		RINSE HEATER 575V	2 843,00
13643	14326	RINSE HEATER 208V CSA	0,00
13646		SOLENOID VALVE	155,86
13648	14664	DOOR COVER RIGHT LOWER GD6	0,00
13650		DOOR COVER LEFT LOWER GD60	127,53
13656	28660	REBUILD KIT PUMP REPLACES 6005103	0,00
13658	14349	HEATER 24/400V GD900	0,00
13659		GD970 MULTI CASSETTE S	5 078,00
13660		GD970 MULTICASSETTE	4 290,00
13661		GD941 GRANULE COLLECTORS	582,28
13683		STEAM HEATER GD 900	607,68
13684	14131	OVERHEATING PROTECTOR 105	0,00
13685	14130	OVERHEATING PROTECTOR 92D	0,00
13687		SPRAY PIPE MOTOR CSA GD900	2 822,00
13691	14344	HEATER 9KW 208V CSA	0,00
13692		RINSE TANK STEAM	3 345,00
13693	6001165	PUMP HOUSING GD600PLUS	0,00
13709		SPACING SLEEVE	42,83

PART NO.	REPLACED BY	NAME	PRICE (GBP)
13712	24108	SOLENOID VALVE 3/4 REPLACES 10045	0,00
13726		BUSHING	159,28
13727		BUSHING, HALF	127,44
13732		PIN, HINGE	11,28
13747		SPRING PLATE	54,91
13748		PLUG UPPER	17,30
13749	13751	PLUG LOWER	0,00
13750		BRACKET, SPRING	78,84
13751		OVERFLOW VALVE REPLACES 11806	138,85
13752		SPRING 1,8X9X50	22,06
13755		ANGLE 1/2 EXT-3/4 INT	14,20
13779		FINAL RINSE TUBE	435,74
13787		CONTACTOR, ELEM INCL FILT	146,24
13788		CONTACTOR, PUMP INCL FILT	152,98
13811		HINGE GD900 REPLACES 11608, 11609, 13596, 13035	100,21
13814		BRACKET, SOLENOID VALVE	64,97
13822		BANJO FITTING	5,51
13824		LINK SYSTEM	157,73
13825		RINSE TANK GD700	3 543,00
13831		HEATER RINSE GD700. REPLACES 11808	2 538,00
13833		COVER WASHER	6,28
13841		SPACER SLEEVE	31,55
13842		PIPE, STEM REDUCTION	426,66
13846		ANGLE 90 1/8 OUT/IN	4,46
13849		SPIRAL HOSE	171,91
13871		COPPER PIPE	71,26
13879		DRAIN PIPE GD 600	118,77
13887		INLET COUPLING	60,50
13892	14087	THERMOSTAT	0,00
13908		GUIDE	63,49
13915		COUPLING 90 1/4	8,83
13916		COUPLING 90-10/8 1/4	18,92
13917	19919	HOOD SEAL 2350MM (GD700)	0,00
13925		TUBE UPPER (0,3 M)	2,06
13928	20013	NOZZLE	0,00
13929	20014	NOZZLE	0,00
13930	20018	NOZZLE	0,00
13933		SPRAY PIPE COMPL.	1 060,00
13934		GRID	76,36
13935	14329	HEATER 9KW/400V	0,00
13936	14330	HEATER 9KW/230V	0,00
13937	14327	HEATER 3KW/400V	0,00
13939	14329	HEATER 9KW/400V	0,00
13940	14330	HEATER 9KW/230V	0,00
13941	14331	HEATER 440V	0,00
13942	14332	HEATER 9KW/208V	0,00
13943	14329	HEATER 9KW/400V	0,00
13944		HEATER 440V	414,12
13946		HEATER 9KW/208V	509,37
13947	14336	HEATER 16KW/400V	0,00
13948	14337	HEATER 16KW/230V	0,00
13949	14338	HEATER 440V/16KW	0,00
13950	19638	HEATER 16KW/575V	0,00
13951	14340	HEATER 24/KW/400V	0,00
13958		END STOP, TRAY	145,68
13972		WIDE DRAIN SEAL REPLACES 60198	133,02
13973		BRACKET, KEY BREAKER, RIGHT	67,66
13974		BRACKET, KEY BREAKER, LEFT	81,14
13975		BRACKET, DOOR SWITCH WITH LOCK	54,30
13976		BRACKET, DOOR SWITCH	50,80
13998		COUPLING, MOTOR - LINKAGE	58,98

PART NO.	REPLACED BY	NAME	PRICE (GPB)
14001	18306	SHAFT	0,00
14004		NUT M32X1,5	7,36
14015	13199	ROOF GD 900	0,00
14016	14666	DOOR COVER RIGHT GD 900	0,00
14017		DOOR COVER UPPER LEFT GD 900 REPLACES 11535	138,82
14027	14663	DOOR COVER RIGHT GD600-III	0,00
14028		DOOR CASING UPPER LEFT GD600-III REPLACES 13649	134,41
14032		CASSETTE GUIDE	573,08
14049	25381	MAIN SWITCH, ENCLOSED	0,00
14053	14425	OVERHEATING PROTECTOR 130	0,00
14054	13634	RINSE TANK GD 900	0,00
14056		DRAIN PIPE GD900	132,41
14058	25410	DOOR SWITCH	0,00
14059	25057	DOOR SWITCH WITH LOCK	0,00
14060		KEY, DOOR SWITCH	80,94
14087		THERMOSTAT WITH KNOB REPLACES 10602, 13892	57,47
14092		HOSE	119,00
14103	19826	ARM	0,00
14110		WHEEL HOUSING	10,79
14111		WHEEL CASSETTE	22,97
14113	21838	GD60 SCRAPER	0,00
14116	20968	LEFT FRONT COVER PLATE GD900	0,00
14121		COVER PLATE, FRONT CENTRAL	483,50
14127		COVER PLATE, FRONT LEFT	1 186,00
14129	14326	HEATER RINSE COMPL. 230V	0,00
14130		OVERHEATING PROTECTOR 97 REPLACES 10603, 13685	84,18
14131		OVERHEATING PROTECTOR 110 REPLACES 13684, 10603-02	84,18
14134		DOOR STOP REPLACES 13210	9,23
14143		BOX OVERHEATING PROTECTORS	230,05
14156		COVER EXPANDER M6	4,23
14157	21090	CASSETTE GRID	0,00
14159		CAP, OVERHEATING PROTECTION	5,07
14215		RINSE TANK GD900 ELEC	4 009,00
14284		ADAPTER HEATER GD600	273,13
14286		ADAPTER HEATER GD900	242,81
14309		CHECK VALVE 1/2	44,66
14313		FEET TO ADAPTER	66,90
14316	21915	LINEAR ACTUATOR 24/500/10	0,00
14317		FOOT ADAPTER	151,48
14319		JORDPLINT 6 MM ²	24,64
14320		RINSE TANK STEAMHEAT REPLACES 14216	2 703,00
14321	14326	RINSE TANK 230V	0,00
14322	14326	RINSE TANK 200V	0,00
14323	14326	RINSE TANK 400V COLDW.	0,00
14324	14326	RINSE TANK 575V	0,00
14325	14326	RINSE TANK 400V	0,00
14326		SKÖLJTANK UTAN ELEMENT GD900 491-982, ERSÄTTAR 14129, 14321,	3 281,00
14327		HEATER COMPL. 400V 3KW REPLACES 18583, 13937, 40183	662,18
14328		HEATER COMPL. 230V 3 KW, REPLACES 18585,13607	708,60
14329		ELEMENT KPL 400V 9 KW	349,67
14330		ELEMENT KPL 230V 9KW	662,18
14331		HEATER COMPL. 440V 9KW, REPLACES 18574,18574,13941,6005041	662,18
14332		HEATER COMPL. 208V 9KW REPLACES 13942,18578,18579	662,18
14336		HEATER COMPL. 400V 16KW REPLACES 18562,13947,14714,13060	357,76

PART NO.	REPLACED BY	NAME	PRICE (GPB)
14337		HEATER COMPL. 230V 16KW REPLACES 13948,18563	662,18
14338		HEATER COMPL. 440V 16KW REPLACES 18564,13949,14718	662,18
14339		HEATER COMPL. 575V 16KW	811,64
14340		HEATER COMPL. 400V 24KW REPLACES 13951,18566	568,22
14341		HEATER COMPL. 400V 9KW REPLACES 13434	530,98
14342		HEATER COMPL. 230V 9KW ERSETZT 13550	737,83
14343		HEATER COMPL. 440V 9 KW REPLACES 13551	737,83
14344		HEATER COMPL. 208V 9KW REPLACES 13691	737,83
14345		HEATER COMPL. 400V 16KW REPLACES 13020	532,61
14346		HEATER COMPL. 230V 16KW	737,83
14347		HEATER COMPL. 440V 16KW REPLACES 13632	737,83
14348		HEATER COMPL. 575V 16KW REPLACES 13631	737,83
14349		HEATER COMPL. 400V 24KW REPLACES 13658	568,22
14371	28660	PUMP 400V/50HZ GD600-III REPLACES 13523	0,00
14372		PUMP GD600 200V 60HZ	2 545,00
14373		PUMP IMPELLER 60HZ CO 500	322,08
14374		PUMP IMPELLER 50HZ CO 500 REPLACES 6005167	322,08
14375		SHAFT SEAL GD 600 FROM 1367	306,57
14378		PUMP 440V 60HZ REPLACES 13524	1 864,00
14380		SOUNDABSORBER	39,13
14394		COVER PLATE WITH INS, TANK FRONT	672,16
14398		LINKAGE SYSTEM GD900	293,65
14400		FOOT GD900 554-	72,87
14406		SCREW MCS M6*40	2,63
14414	21915	LINEAR ACTUATOR	0,00
14425		OVERHEATING PROTECTOR WASH/RINSE REPLACES 14053	60,05
14476	19919	CABIN SEAL GD900 4250 MM	0,00
14477	19919	HOOD SEAL GD700 2350MM	0,00
14478	19919	CABIN SEAL GD600 3300MM	0,00
14489	25674	COVER PLATE BACK	0,00
14496		SCREW MC6S-A2 M10X30 REPLACES 5126	2,91
14497		BRACKET	156,89
14505		SPACER 8/4.2 L=8 REPLACES 6005002	2,63
14515		SWIVEL CONNECTOR	66,78
14519		CABLE NUT M20X1,5	22,38
14520		CABLE GLAND M16X1,5	15,04
14521		NUT M20X1,5	6,46
14522		NUT M16X1,5	5,77
14526		METAL FABRIC	56,90
14541		RINSE HOSE LOWER	5,48
14542		RINSE HOSE MIDDLE	2,74
14543		CONNECTOR 90 1/4 MALE	6,35
14553		COUPLING 90 6/8	13,21
14554		BEARING 1/4-1/8 INT/EXT	3,83
14555		RINSE HOSE KIT	200,73
14574		DOOR LOCK GUIDE UPPER	89,64
14575		DOOR LOCK GUIDE LOWER	85,45
14578	20509	DOOR HANDLE GD900	0,00
14586		CONTROL GUIDE KNOB UPPER	118,72
14588		CONTROL GUIDE KNOB LOWER REPLACES 6001198	172,67
14589		FOOD MACHINERY GREASE	110,61

PART NO.	REPLACED BY	NAME	PRICE (GPB)
14595		PUMP 230V/60HZ GD600-III REPLACES 13525	3 793,00
14596		GREASE NIPPLE	2,63
14624		LINE BREAKER	886,40
14625		RELAY COLDW.	276,79
14632		HOSE 22X13X1900 (ETA700)	96,89
14634		HOSE 22X13X250 (ETA700)	12,75
14637		DOOR LEFT GD600	1 449,00
14643		PANEL SEAL COMPL.	74,92
14646		SEAL KIT FOR 401793	326,79
14655	21763	GUIDE RAIL, LOWER	0,00
14658		GUIDE RAIL, UPPER	99,65
14659	20510	DOOR HANDLE	0,00
14660		LOCK ARM	76,76
14663		DOOR CASING UPPER RIGHT REPLACES 14027	125,67
14664		DOOR CASING LOWER RIGHT REPLACES 13648	128,57
14665		DOOR COVER LOWER RIGHT REPLACES 11536	90,82
14666		DOOR COVER UPPER RIGHT REPLACES 11537,14016	174,04
14671	19942	DOOR BEARING HOUSING UPPER	0,00
14672		PLATE	39,91
14678	18011	PANEL OVERLAY GD 700	0,00
14680		DOOR LEFT	1 537,00
14704	27613	LOCK ARM	0,00
14711		KNOB SET	177,08
14714	14336	HEATER 16KW/400 ACID-PROOF	0,00
14715	14329	HEATER 9KW/400 ACID-PROOF	0,00
14717		ANGLE G3/4	6,32
14718	14338	HEATER 16KW/440 ACID-PROOF	0,00
14767	19160	HEATER 200V 13KW	0,00
14770		COVER PLATE, HOOD-FRONT	677,94
14772		PIPE L700	73,26
14773		PIPE L810	84,96
14778		BRACKET, SENSOR	60,54
14779		HOLDER	44,72
14780		LOCK PLATE	11,32
14783	20966	MAGNETIC SENSOR	0,00
14787		CABLE GLAND	3,46
14794		COVER PLATE WITH INS, TANK RIGHT	412,15
14797		COVER PLATE WITH INS, TANK LEFT	421,65
14799		BRACKET, SAFETY SWITCH	61,32
14805		SEAL HOLDER	45,70
14808		DECAL GD MEMO TRANSP	6,38
14811		CRUSH PROTECTION SWITCH	89,27
14812		SAFETY SWITCH	87,55
14814		MAGNET	2,63
14822		PUMP 208V/60HZ GD900	6 258,00
14842		DISTRIBUTOR	288,04
14921		SPRAY PIPE CONDENSATION	73,51
14934	5018	TORQUE NUT M4	0,00
14951		IMPELLER FOR 11402/5486 REPLACES 11456	711,11
14952		DOOR, RIGHT GD900	2 047,00
14956		PUMP GD900 RIGHT 400V/50H	1 799,00
14957		GASKET, PUMP INLET	16,83
14958		GASKET, PUMP OUTLET	17,88
14959	20952	COVER PLATE LEFT	0,00
14962		BOLT M6S M16X40 A5	2,63
14973	20023	WATER COLLECTOR, CONDENSING UNIT	0,00
14975		TUBE, FOOT ELUX	31,29
14979		SPRING DF-AR 3,2X22X60,2	33,12

PART NO.	REPLACED BY	NAME	PRICE (GPB)
14980		GUIDE	41,26
14999	21785	DAMPER	0,00
15104		SIEVE LID	1 732,00
15108		SOLENOID VALVE COND.	495,69
15241		GDXX, DEAERATOR	1 947,00
18004	21785	DAMPER SHAFT	0,00
18005	25265	BEARING DAMPER SHAFT LEFT	0,00
18006	25266	BEARING DAMPER SHAFT RIGHT	0,00
18011		PANEL FOIL GD 700 REPLACES 14678	138,82
18018		NUT G1	6,32
18027		PANEL FOIL GD 900	93,06
18031	21849	BOTTOM GRATING REAR	0,00
18034		DOOR, RIGHT COMPL.	2 430,00
18035		DOOR, LEFT COMPL.	2 085,00
18043	12107	BOLT M6S M6X20 A2	0,00
18046	21785	GRANULE DAMPER	0,00
18051	19481	RINSE PUMP KF1 400V/50HZ REPLACES 18520	0,00
18052	21473	COVER PLATE, FRONT-RIGHTTT (GD900)	0,00
18053		COVER PLATE, FRONT-RIGHT	1 087,00
18055	25611	NIPPLE G1 - D28	0,00
18056		Y-COUPLING FOR 1/2 HOSE 17MM	18,92
18058	24171	WOOD CRATING	0,00
18070		SEAL GRANULE VALVE	66,78
18085		ARM	99,38
18097		SCREW TEMP. SENSOR	15,49
18098	20116	FLANGE, SPRAY MOTOR BRACKET	0,00
18106		NIPPLE G1/2 X 15	13,65
18108	21848	BOTTOM GRATING FRONT	0,00
18122		COVERPLATE WITH INS, HOOD FRONT	945,00
18127	21693	RINSE TANK GD 600	0,00
18131		COVER PLATE, BACK	700,03
18139		COVER PLATE BACK RIGHT	694,91
18140		COVER PLATE, BACK - LEFT	729,81
18141		BOLT M6S M5X40	2,63
18142	21182	COVER PLATE RIGHT	0,00
18145	21785	MOUNTING PLATE, SEAL	0,00
18147	20118	PUMP GD900 LEFT 400V/50HZ	0,00
18148		PUMP CABLE	26,03
18151		PANEL FOIL GD 600 GO TECH	89,38
18166		DRAIN PIPE, REAR	282,19
18170	20509	DOOR HANDLE GD 900 ELUX	0,00
18172	20510	DOOR HANDLE GD 600 ELUX	0,00
18189		BRACKET, RINSE PUMP	77,78
18191		SOLENOID VALVE	41,26
18193		RINSE TANK	1 298,00
18205		O-RING 7,3X2,4 VITON	2,63
18208		OVERFLOW FILTER	237,62
18210		BRACKET, MAGNETIC SENSOR	25,20
18212		ANGLE 1/4 RSK 198 2818	10,78
18218	12175	BOLT M6S M4X25	0,00
18231		COVER PLATE, HOOD-FRONT	791,04
18232		T-COUPLING 3/4	32,06
18233		NIPPLE 1 X Ø 20MM	39,10
18234		HOSE D13 L2100MM	64,67
18235		HOSE 12/10 L1600	13,95
18236		T-COUPLING 3/4	16,04
18238		NIPPLE 3/4"TO 1/2	8,53
18240		BRACKET, KEY BREAKER, LEFT	25,85
18241	23965	BRACKET DRAIN VALVE	0,00
18242		COUPLING 12/10	16,04
18243	19100	DRAIN PIPE FRONT	0,00

PART NO.	REPLACED BY	NAME	PRICE (GPB)
18244		DRAIN PIPE REAR	185,44
18245		DRAIN PIPE UPPER	299,87
18260		ELUX OVERLAY GD600/903	103,33
18261		ELUX OVERLAY GD703	136,18
18266		COOLING WATER PIPE	60,12
18269		BRACKET COOLING WATER PIPE	19,88
18270		HOSE D51 L345	51,79
18271		HOSE D51 L400	51,79
18272	26367	HOSE D28 L140	0,00
18273		HOSE D13 L2010 REPLACES 18278	65,07
18274		HOSE D13 L2560	76,23
18275		HOSE D13 L850	31,55
18276		RUBBER HOSE D13 L395 REPLACES 18279,18280	14,20
18278	18273	RUBBER HOSE D13 L1940	0,00
18279	18276	HOSE D13 L325	0,00
18280	18276	HOSE D13 L380	0,00
18281		HOSE D19 L1155	63,09
18282		HOSE D19 L240	12,64
18283		HOSE D19 L85	9,46
18284	26206	HOSE D28 L600	0,00
18285		HOSE D28 L550	61,77
18286		RINSE TANK	1 129,00
18287		BRACKET, ELECTRIC BOX	48,59
18290		HOSE D19 L920	41,54
18292		RINSE TANK, EQUIPED	1 064,00
18299		RINSE TANK, STEEL	1 045,00
18302		DRIPP TRAY, GD900	1 442,00
18304		HOSE, D19 L605	31,55
18305	19298	CIRCUIT BREAKER 40A	0,00
18306		SHAFT GD900 REPLACES 14001	91,10
18308		CABELING GRANULE FLEXI 400V	1 198,00
18312	20019	NOZZLE, RINSE	0,00
18313		PANEL PLATE	74,50
18320		CONTROL PANEL KIT, GD700	708,24
18321		PANEL PLATE	74,50
18322		CIRCUIT BOARD CONTROL PANEL	372,39
18323		CONTROL PANEL GD900	441,83
18325		TEMPERATURGIVARE KPL	117,37
18326	18325	TEPERATURE SENSOR 3300 MM	0,00
18328		TEMPERATURE SENSOR 2150MM	189,29
18332		MAGNETIC SENSOR WITH MAGNET REPLACES 20966	70,86
18333		DOUBLE SIDED TAPE	2,03
18335		BRACKET SPIRAL PIPE	13,50
18338	18325	TEMPERATURE SENSOR WITH O-RING	0,00
18340	18325	TEMPERATURE SENSOR WITH O-RING	0,00
18341	18325	TEMPERATURE SENSOR 1450MM	0,00
18342		CONTROL PANEL GD 600 REPLACES 18710	586,03
18347		RINSE PIPE WITH NOZZLE	602,56
18348		COUPLING 12XR15	21,29
18349	21306	NOZZLE CONDENSING PIPE	0,00
18352		MAIN SWITCH GD900 GT	115,67
18353	19374	OVERLOAD PROTECTOR WASHPUMP V&H	0,00
18354	19375	OVERLOAD PROTECTOR 6-10A	0,00
18355		OVERLOAD PROTECTOR RINSE PUMP	162,02
18356		AUXILLIARY RELAY PUMP GD900GT	28,39
18359		CIRCUIT BREAKER, WASH TANK 10A	86,02
18360	13533	CIRCUIT BREAKER, RINSE TANK 16A	0,00
18361	13532	CIRCUIT BREAKER F1	0,00
18362	6007007	CIRCUIT BREAKER F3	0,00
18365	19294	RELAY, PUMP GD900 GT	0,00

PART NO.	REPLACED BY	NAME	PRICE (GPB)
18366	19308	RELAY, HEATER GD900 GT	0,00
18367	10082	RELAY, HEATER STD GD900 GT	0,00
18373		TRANSFORMER GD900 GT	224,12
18374		DOOR RIGHT COMPL. GD600	2 193,00
18375		DOOR BODY RIGHT GD 600	1 656,00
18377		BRACKET DRAIN VALVE FLEXI, 600	52,74
18378		NIPPLE G1/2 X 20	17,60
18387		SHAFT DIAM 16 GD900	121,16
18390		DRAIN PIPE LOWER GD600	237,36
18391		DRAIN PIPE REAR	183,37
18393		BRACKET GD600	32,59
18394		NIPPLE G1/4X14	4,19
18395		SOCKET 1/4	3,14
18401		DRAIN VALVE 1 1/4 WITH HANDLE	250,11
18404	23638	FUSE 230/1A 5X20 MM	0,00
18405	23639	FUSE 230/2,5A 5X20 MM	0,00
18406		WASH PUMP RIGHT 440V/60HZ	2 942,00
18407		WASH PUMP LEFT 440V/60HZ	2 942,00
18408	19484	PUMP 440V/60HZ	0,00
18419		LOCKING WASHER	2,14
18424		CONDENSING PIPE KIT	211,31
18425		RINSE PIPE KIT	836,77
18429		DRAIN SYSTEM	680,39
18433		SOLENOID VALVE ,KIT	214,79
18436		BOLT MRX-H M4X35	2,63
18451		HOSE 8/6 L=450	2,63
18452		HOSE 8/6 L=960	5,26
18458		GASKET	50,75
18461		BLIND RIVET Ø4X9,5	2,22
18468	18469	CONTOL CABLE GD600	0,00
18469		CONTROL CABLE GD900 REPLACES 18468	252,64
18478	19951	WASH PUMP, RIGHT 575V/60HZ CSA	0,00
18479	19952	WASH PUMP, LEFT 575V/60HZ CSA	0,00
18480	19483	PUMP 575V/60HZ CSA	0,00
18483	19484	PUMP 208V/60HZ CSA	0,00
18490		T-COUPLING 1/4	10,10
18491		HOSE RINSE PUMP 22X13 L1230	43,26
18492		HOSE RINSE TANK 22*13	56,79
18496		PUMP IMPELLER GD900 GT	849,65
18497		PUMP IMPELLER 60HZ REPLACES 19049	938,03
18498		SHAFT SEAL KIT MAXI/GD900 GT	180,76
18499		PUMP HOUSING SEAL	58,60
18520	18051	RINSE PUMP GD900 GT	0,00
18530		CONNECTOR 90 -1	23,41
18531	22497	HOSE, DRAIN D32	0,00
18542		MAGNET KIT	27,42
18543	19371	PROTECTIVE MOTOR SWITCH RINSE PUMP	0,00
18545	19375	PROTECTIVE MOTOR SWITCH WASH PUMP	0,00
18546		TRANSFORMER 440V	462,71
18547		ADAPTER FOOT COMPL. REPLACES 11917	136,52
18548		GASKET WATER COLLECTOR GD90	174,31
18549	21193	OPERATING CABLE, GO-TECH	0,00
18551	21380	DOOR RIGHT GD600	0,00
18556		CONSTANT FLOW VALVE 16 L/M	4,25
18562	14336	HEATER COMPL. GD900	0,00
18563	14337	HEATER COMPL. 230V/16KW	0,00
18564	14338	HEATER COMPL. 440V/16KW	0,00
18565	14339	HEATER COMPL. 575/16KW	0,00
18566	14340	HEATER 400V/24W	0,00

PART NO.	REPLACED BY	NAME	PRICE (GPB)
18567	19161	HEATER 208V/13KW	0,00
18568	19160	HEATER COMPL 200V/13KW	0,00
18572	14329	ELEMENT CPL 400V/9KW RINSE	0,00
18573	14329	HEATER 400V/9KW	0,00
18574	14331	ELEMENT CPL 440V/9KW RINSE	0,00
18575	14331	ELEMENT CPL 440V/9KW WASH	0,00
18576	14330	ELEMENT CPL 230V/9KW RINSE	0,00
18577	14330	ELEMENT CPL 230V/9KW WASH	0,00
18578	14332	ELEMENT CPL 208V/9KW RINSE	0,00
18579	14332	ELEMENT CPL 208V/9KW WASH	0,00
18583	14327	ELEMENT 400V/3KW W. O-RING	0,00
18584	14330	ELEMENT CPL 230V/9KW RINSE	0,00
18585	14328	ELEMENT CPL 230V/3KW WASH	0,00
18590		CONSTANT FLOW VALVE 23 L/M	187,95
18594		NIPPLE 1/4	3,42
18596	22611	NIPPLE 1 1/4 X R32	0,00
18613		COVER PLATE, FRONT ELUX	130,13
18638		DOOR, RIGHT ELUX	2 947,00
18639		WARM WATER CONNECTION COMPLETE	148,94
18640		COLD WATER CONNECTION COMPLETE	350,01
18641		STEAM REDUCTION SYSTEM GD600	1 068,00
18642		GRANULE DAMPER GD600	1 472,00
18643		DRAIN SYSTEM GD600	982,80
18647		DOOR, RIGHT ELUX	2 634,00
18650	18897	PIPE DIVIDER CPL	0,00
18657		BOLT MC6S M6X20 REPLACES 19342	2,63
18658		SPRAY PIPE MOVEMENT (GD600)	1 902,00
18659		MECHANISM, SPRAY PIPE MOVEMENT (GD600)	1 762,00
18664		BOLT MFS M4X35	2,63
18666		DOOR LEFT CPL GD600	1 701,00
18667		LOCK ARM, KIT	141,71
18670		SOUND ABSORBER UPPER SIDE PLATE GD600	121,44
18672		OVERHEATING KIT	140,90
18673		CONTROL PANEL ELUX, SPARE PART KIT	465,08
18674		SLEEVE, FOOT ELUX	134,48
18675		HOSE 6/4 L=1000	3,42
18676		HOSE D13 L980	31,80
18677		HOSE L1000	21,17
18678		HOSE L700	15,64
18679		HOSE 22X13 L1770	57,32
18680		HOSE 6/4 L750	3,42
18681		BOLT MSK6SS A2 M5X6	2,63
18682		CONNECTOR	5,05
18690		CABLE, RINSE PUMP	75,23
18691		CABLE, BOOSTER PUMP	39,55
18692		CABLE, SPRAY PIPE MOTOR	28,39
18693		HOSE D13 L600	24,46
18694		LIFT CYLINDER SET	1 636,00
18698		BOLT MF6S M3X12	2,63
18710	18342	CONTROL PANEL GD900	0,00
18714		HOSE D32 L1600	67,30
18717		PANEL PLATE	84,14
18718	20016	SERVICE KIT 1/600 SN 0252-	0,00
18719	20009	SERVICE KIT 1/700 SN 001-	0,00
18720	20024	SERVICE KIT 1/900 SN 0983-	0,00
18721	20011	SERVICE KIT 2/600 SN 1813-	0,00
18722	20010	SERVICEKIT 2/700 SN 0317-	0,00
18723	20025	SERVICE KIT 2/900 SN 0983-	0,00
18726		BOLT M6S M4X30	2,63

PART NO.	REPLACED BY	NAME	PRICE (GPB)
18731		CONTROL PANEL ELUX, SPARE PART KIT	483,22
18745		NON RETURN VALVE DN 15 REPLACES 6005064,6005065	62,58
18746		SEALING PANEL PLATE	14,46
18812	21915	LINEAR ACTUATOR	0,00
18813		CONNECTOR, FEMALE	4,83
18815	6005142	DRAIN VALVE, CONDENSING UNIT	0,00
18817		CROSS COUPLING 1/4	22,09
18818		ANGLE 1/4"	20,72
18820		STEAM HEATER RINSE TANK	1 338,00
18821		STEAM HEATER WASH TANK	1 789,00
18832	19768	HOSE D32 L530S	0,00
18856		RELAY, DIN RAIL	54,40
18857		SOCKET, DIN RAIL	23,15
18864		HOSE Ø 6/4 L=4700 MM	63,37
18876	19482	RINSE PUMP 230V/60HZ	0,00
18882		PUMP GD900 RIGHT 400V/60HZ	2 352,00
18883		PUMP GD 900 LEFT 400V/60 HZ	2 352,00
18887		PUMP CABLE GD600/700	137,22
18897		PIPE DIVIDER CPL REPLACES 18650	556,95
18899		PANEL COMPL. E-LUX	543,59
18903	21197	CIRCUIT BOARD, SCANDINAVIA	0,00
18904	21198	CIRCUIT BOARD WESTE. GO TE	0,00
18905	21199	CIRCUIT BOARD EASTE. GO TE	0,00
18917	19100	DRAIN PIPE FRONT	0,00
18928		CABLE, SPRAY PIPE MOTOR CSA	111,50
18931		SERVICE CABLE	93,85
18943		PROTECTIVE CAP	0,53
18944	21544	WHEEL GD974 STAINLESS STEEL	0,00
18965		TORQUE BRACKET	93,33
18966		BRACKET	40,75
18974		TORQUE ARM	90,45
18976		AUTOMATIC FUSE	93,22
18983		AUXILIARY RELAY, PLUG IN	40,56
18984		SOCKET	31,55
18986		RUBBER DAMPER	13,65
19029		LINE BREAKER 575 V CSA	542,94
19047		PLUG, DETERGENT SENSOR	11,83
19049	18497	IMPELLER 60 HZ	0,00
19079	5422	BOLT M6X80	0,00
19080		SERVICE KIT 1 900 S/N 0001-0982	249,00
19081		SERVICE KIT 2 900 S/N 0001-0982	634,00
19082		SERVICE KIT 1 90 S/N 0360-2222	254,00
19083		SERVICE KIT 2 90 S/N 0360-2222	622,00
19084		SEPARATING SIEVE (GD900)	1 120,00
19096	20011	SERVICE KIT 2/600 SN 0252-0924	0,00
19097	20011	SERVICE KIT 2/600 0925-1265	0,00
19098	20011	SERVICE KIT 2/600 SN 1266-1812	0,00
19099	20010	SERVICE KIT 2/700 SN 0001-0316	0,00
19100		DRAIN PIPE REPLACES 18243,18917	389,62
19106		INLET	637,62
19128		WASH PUMP 230V/400V 60 HZ	2 636,00
19131		RELAY 1-POLE WITH RELAY SOCKET	62,91
19132		PROTECTIVE CONTACTOR W. SOCKET	55,77
19142		PLUG 1/2" ECON	6,19
19145		TUBE 6/4" L=500 MM	2,80
19151		LOCK, LIFTING HANDLE	196,35
19152		FLANGED BEARING LMF D18XD12XL12	25,43
19154		LIFTING HANDLE	230,05
19155		HANDLE	89,95
19156		DISTANCE PLATE	220,85
19157	21541	WHEEL - FRONT	0,00

PART NO.	REPLACED BY	NAME	PRICE (GPB)
19158		WHEEL - MIDDLE	35,48
19159		SCREW,MC6S M8X40 A2	1,95
19160		HEATER COMPL 200V 13KW REPLACES 18568,14767	682,23
19161		HEATER COMPL 208V 13KW REPLACES 18567	682,23
19163		HOSE, DETERGENT L=2000 MM	18,98
19179		CABLE FITTING PG29	35,13
19181		REBUILDING KIT HEATER 9KW 400/415V	353,14
19190		NIPPLE KR1/2 EXTERNAL REPLACES 60532	10,04
19226	10082	CONTACTOR	0,00
19228		GASKET - EVACUATION COVER	156,78
19229	20521	REMOTE OPERATION CONVENIENCE LIGHT	0,00
19240		LOCK NUT M12X1,5	3,56
19248		SEALING	9,09
19252		DRAIN PIPE REAR	224,45
19253		DRAIN PIPE UPPER	357,59
19254		DRAIN PIPE FRONT	157,94
19255		DRAIN PIPE REAR	362,76
19293		CONTACTOR	94,64
19294		CONTACTOR REPLACES 18365	65,49
19295		AUXILIARY CONTACT	27,89
19296		QF BUSBAR CONNECTOR	22,68
19298		AUTOMATIC FUSE 40A REPLACES 18305	87,89
19307		QF BUSBAR CONNECTOR	22,68
19308		CONTACTOR REPLACES 18366	63,37
19311		TRANSFORMER 208V/230V	890,56
19312	20021	WASH NOZZLE, SPRAY PIPE	0,00
19320		PIPE, STEAM	189,84
19321		PIPE, STEAM INLET RINSE TANK	414,27
19322		PIPE, STEAM OUTLET WASH TANK	248,86
19323		PIPE, STEAM OUTLET RINSE TANK	350,53
19329		COMPRESSION FITTINGS 20X1/2"	155,92
19331		PIPE INSULATION L=240	33,28
19332		PIPE INSULATION L=680	31,60
19342	18657	SCREW MC6S M6*20 A2	0,00
19367		SPRAY PIPE, BOTTOM, WELDED	1 032,00
19369		RINSE TUBE	525,00
19370		MOTOR PROTECTION 0,63-1A	35,48
19371		MOTOR PROTECTION 1-1,6A REPLACES 18543	231,55
19372		MOTOR PROTECTION 1,6-2,5A	185,90
19373		MOTOR PROTECTION 2,5-4A	35,48
19374		MOTOR PROTECTION 4-6,3A REPLACES 18353	185,90
19375		MOTOR PROTECTION 6,3-10A REPLACES 18545,18354,6007012	185,90
19376		MOTOR PROTECTION 9-14A	185,90
19395		RINSE TANK CPL STEAM	2 917,00
19412	12113	SCREW M6S M8X30	0,00
19415		TREDO-SEAL M8	3,63
19461		RINSE PUMP CABLE GCE	26,71
19477		RINSE PUMP 230/440/60HZ	914,04
19478		PUMP PQW60/575V/60HZ	4 467,00
19481		RINSE PUMP 230V/400V/50HZ REPLACES 18051,11539	561,36
19482		RINSE PUMP 208VCSA/230V/60HZ REPLACES 18876	718,28
19483		RINSE PUMP 575V/60HZ CSA	2 006,00
19484		RINSE PUMP 440V/60HZ	845,04
19510		PANEL FOIL GD 700	52,16
19520	21760	STRAINER	0,00
19532	20797	SLIDE RING GC	0,00

PART NO.	REPLACED BY	NAME	PRICE (GPB)
19534		HOSE PUR, GREY Ø 10/7,5 L=2000	39,13
19547		HINGE HALF	40,47
19548		PIM WITH GROOVES	31,92
19550		SPRAY PIPE CPL (GD900) REPLACES 13119	283,00
19551	20021	O-RING 20,0 X 2,0 NBR70	0,00
19552	20032	SERVICE KIT 1/900 SN 0710001 -	0,00
19556		BRACKET FOR TABLE SUPPORT	48,81
19561		ROD - ARTICULATION SHAFT	52,83
19576		COMPRESSION SPRING	40,80
19578	20131	WHEEL PLASTIC, HOLDING DOWN DIAM 70	0,00
19580		BUSHING, DOWN HOLDING WHEEL	16,67
19581	22924	SCREW LKCS M6X35 A2	0,00
19586		RINSE PIPE COMPL	654,67
19588		WHEEL, UPPER. CPL	57,11
19589		LOCKING WASHER DIN 6779 RS 6 A4	2,10
19592		RUBBER BUSHING 9,5X4 L=25	7,18
19611		SHOCK ABSORBER	18,35
19633	20010	SERVICE KIT 2/GC 0704001-	0,00
19638		HEATER, 575V 16KW CSA REPLACES 13950,14339	866,24
19671		DRAIN VALVE, SHORT HANDLE	147,45
19722		ASSY PUNCHED BOTTOM SHEET	536,78
19724		DIVIDER CPL	532,47
19725	25233	LOCK	0,00
19726	25232	LOCK MOUNTING	0,00
19767	25697	DRAIN HOSE, REAR	0,00
19768		DRAIN HOSE, FRONT REPLACES 18832	60,05
19790		CATCH PIN WITH CHAIN	107,67
19793		CABLE FITTING M25X1.5	17,23
19794		NUT M25X1.5	3,04
19803	28485	SCREW CAP M40X1,5	0,00
19804	28487	NUT M40X1,5	0,00
19805		DRIVE UNIT, TRAY DRIVE	532,38
19822	19506	RING CRIMP TERMINAL	0,00
19825		MOTOR ARM (GD900) REPLACES 10240	24,48
19826		ARM FOR SPRAY PIPE DRIVE, REPLACE 14103	34,05
19835		VALVE PACKAGE	2 239,00
19836		SHEET METAL CONDENSATE	61,97
19837		GASKET CONDENSATE TANK	70,18
19843		NON RETURN VALVE	32,96
19846	24244	SQUARE BAR - SHAFT COUPLING, TRAY DRIVE	0,00
19879	22758	LEVEL SENSOR W REDUC.	0,00
19880		SCREW M6S M12X16 A2	2,14
19891	19919	CABIN SEAL, 4250 MM	0,00
19892	19919	CABIN SEAL, 3300 MM	0,00
19893	19919	CABIN SEAL, 2350	0,00
19902		RELAY WITH SOCKET 2 POL	116,02
19916	20530	ADAPTER TEMPERATURE SENSOR	0,00
19917		GASKET PANEL PLATE	17,60
19919		DÖRRTÄTNING 4250 (STYCKFÖRPACK	137,61
19942		BEARING HOUSING UPPER REPLACES 14671	118,52
19944		LOWER DISH WASHING ASSY	792,34
19947		UPPER DISH WASHING ASSY	510,07
19951		PUMP GD900 575V/3KW RIGHT REPLACES 18478	4 783,00
19952		PUMP GD900 575V/3KW LEFT REPLACES 18479	4 783,00
19988	20944	SIEVE	0,00
19991		TANK GRID, LEFT	308,99

PART NO.	REPLACED BY	NAME	PRICE (GPB)
19993		DISH WASHING PUMP FIR219.2706	567,37
20001		GRANULE DAMPER BEARING CPL. GD900	77,46
20005		BASKETDRIVE VT5000	1 748,00
20006		DRIVE UNIT GD700/SN 0001-0316	799,71
20007		DRIVE UNIT GD700 & GC GD700/317-0801002 GC/0704001-0801006	882,26
20009		SERVICE KIT 1 GRANULE COMBI/ GASTRO/700	44,00
20010		"SERVICE KIT 2 GRANULE COMBI/ GASTRO/700 REPLACES 19099, 19633, 18722"	197,00
20011		"SERVICE KIT 2 GRANULE FLEXI/600 S/N 252- REPLACES 19098, 19097, 19096, 18721"	443,00
20012		RINSE KIT 600 S/N 252-	55,51
20013		RINSE NOZZLE KIT OUTER 90°X4 REPLACES 6005042, 13928	84,80
20014		RINSE NOZZLE KIT INNER 120°X6 REPLACES 13929, 6005074	114,09
20016		"SERVICE KIT 1 GRANULE FLEXI/600 S/N252- REPLACES 18718"	289,00
20018		RINSE NOZZLE KIT 9502 X4 REPLACES 13930	64,76
20019		RINSE NOZZLES GD900GT X16 - 120° REPLACES 18312, 10034	466,41
20020		MAGNETIC VALVE, HEAVY DUTY	2 005,00
20021		WASHNOZZLE GD900 CPL 32/36 REPLACES 19312, 19551	187,78
20023		UPDATING KIT, STEAM RED GD900 REPLACES 14973	349,97
20024		"SERVICE KIT 1 900 S/N 983-0709XXX 24 NOZZLES REPLACES 18720"	297,00
20025		"SERVICE KIT 2 900 S/N 983-0709XXX 24 NOZZLES REPLACES 18723"	488,00
20027		WARE SENSOR KIT	104,84
20032		"SERVICE KIT 1 GRANULE MAXI/900 S/N 0710001- 36 NOZZLES REPLACES 19552"	214,00
20033		SERVICE KIT 2 GRANULE MAXI/900 S/N 0710001- 36 NOZZLES	420,00
20034		SERVICE KIT 1 GRANULE SOLO/ SMART	88,00
20035		SERVICE KIT 2 GRANULE SOLO/ SMART	132,00
20036		SERVICE KIT SOLO RESCUE	75,00
20037		SWIVEL CONNECTOR KIT GD600/ GRANULE FLEXI	94,57
20038		BEARING DAMPER SHAFT KIT (GRANULE GASTRO, COMBI, SMART)	110,15
20040		WASHNOZZLE WITH O-RING GDMAXI	3,23
20044		SPRING KIT UNLOADED DOOR GRANULE SMART/SOLO	123,48
20045		SPARE PART KIT WHEEL UNLOADED DOOR SMART/SOLO	206,08
20046		SERVICE KIT 3 MAXI TO -940215	704,00
20047		SERVICE KIT 3 GASTRO/COMBI	620,00
20048		SERVICE KIT 3 SOLO/SMART	525,00
20049		SERVICE KIT 3 FLEXI	630,00
20050		LÅSANORDNING RETROFIT TILL SOLO-SMART-SOLO RESCUE	874,92
20051		USB MEMORY 5.X WITH SOFTWARE	11,62
20052		RETROFIT OVERLOAD DETECTION GASTRO/COMBI	582,32
20053		RETROFIT OVERLOAD DETECTION - SOLO-SMART-RESCUE	498,44
20054		HEATER COMPL 24KW 440V 2800MM	2 087,00
20055		HEATER COMPL 14KW 440V 2250MM	678,30
20056		HEATER COMPL 14KW 440V 2800MM	846,12

PART NO.	REPLACED BY	NAME	PRICE (GPB)
20058	18322	CONTROL PANEL 18322 WITH INSTRUCTION	0,00
20104		NIPPLE KIT FOR RINSE PUMP EN DE SV	104,31
20112	20135	FAN ECO EXCHANGER + CAPACITOR	0,00
20115		RETRO FIT DOORSTOP	29,25
20116		RETROFIT FLANGE, SPRAY PIPE BRACKET	219,31
20117		WASH PUMP MAXI RIGHT - 230/380/400/415V/50HZ	1 800,00
20118		WASH PUMP MAXI LEFT 230/380/400/415V/50HZ	1 800,00
20119		WASH PUMP SMART/SMART+ 230/380/400/415V/50HZ	1 800,00
20120		GREEN CONNECTOR 4 POLES 5,08 MM (J1)	16,37
20121		GREEN CONNECTOR 6 POLES 5,08 MM (J2)	16,37
20122		GREEN CONNECTOR 4 POLES 3,5 MM (J3)	16,37
20123		GREEN CONNECTOR 5 POLES 3,5 MM (J11)	16,37
20124		GREEN CONNECTOR 8 POLES3,5 MM (J5)	16,37
20125		GREEN CONNECTOR 4 POLES 3,5 MM (J8, J13)	16,37
20126		GREEN CONNECTOR 12 POLES 3,5 MM (J4, J9, J12)	16,37
20127		MULTI TRANSFORMER	580,27
20128		WASH BASKET RING WITH MAGNETS GC	359,24
20129		RINSE PUMP, 400/415V 50HZ SPARE PART WITH HOSES	361,48
20130		RINSE NOZZLES MAXI X20 - 90°	496,07
20131		KIT WHEEL PLASTIC, HOLDING DOWN DIAM 70	45,41
20132		UNLOADED DOOR KIT SMART/SOLO/ SOLO RESCUE	347,92
20134		CABLE TIE M5 BLACK (10PCS)	4,66
20137		KIT SEAL HOLDER, HOOD GASTRO/ COMBI	209,96
20138		SERVICE KIT 3 MAXI FROM -940216	819,00
20143		SEALING SLEEVE WITH NUT PG16 (REPLACES 10055)	29,25
20144		JUNCTION BOX WITH STICKERS, DETERGENT	75,59
20153		WASH PUMP FLEXI SERIE 65XX 208V/60HZ	1 779,00
20154		WASH PUMP MAXI, LEFT 230V/60HZ	2 487,00
20155		WASH PUMP FLEXI SERIE 65XX 380V/60HZ	2 487,00
20156		DISH WASHING PUMP COMBI/ SMART+ 400/415V 50 HZ	629,87
20157		WASH PUMP FLEXI SERIE 65XX 400/415V/60HZ	1 800,00
20158		PUMP MAXI-LEFT, RIGHT 440V/60HZ	2 942,00
20159		WASH PUMP SMART 208V/60HZ	1 800,00
20160		WASH PUMP SMART 230V/60HZ	1 800,00
20161		WASH PUMP SMART/SMART+ 380V/60HZ	1 800,00
20162		WASH PUMP SMART/SMART+ 400/415V/60HZ	1 800,00
20163		WASH PUMP SMART 440V/60HZ	2 942,00
20164		WASH PUMP MAXI RIGHT - 230V/60HZ	1 800,00
20165		WASH PUMP MAXI RIGHT - 575V/60HZ/CSA	4 783,00
20166		WASH PUMP MAXI LEFT - 575V/60HZ/ CSA	4 783,00
20167		RINSE PUMP SMART 440V/60HZ SPARE PART WITH HOSES	298,32
20168		WASH PUMP KIT FLEXI 230V/50HZ	1 627,00
20169		WASH PUMP KIT FLEXI 440V/60HZ	1 627,00

PART NO.	REPLACED BY	NAME	PRICE (GPB)
20171		WASH PUMP FLEXI 65XX 230/380/400/415V/50HZ	1 800,00
20172		WASH PUMP FLEXI 65XX 230V/60HZ	2 487,00
20173		WASH PUMP FLEXI 65XX 440V/60HZ	2 942,00
20187		RINSE PUMP 380V/60 HZ	751,38
20188		DISH WASHING PUMP SMART+ 380V/60 HZ	629,87
20189		DISH WASHING PUMP SMART+ 400/415V/60 HZ	629,87
20195		MAGN. VALVE 24V, STEAM-SPARE PART	384,25
20200		SALT FOR SOFTENER 25KG	59,64
20217		SERVICE KIT SOFTENER	90,42
20218		SEAL KIT SOFTENER	161,87
20220		INSTALLATION KIT SOFTENER COMPLETE	501,48
20228		BYPASS VALVE COMPLETE	163,17
20235		FAN (PLASTIC) FOR 14956,18147	28,60
20236		DISC SET (1 - 8) FOR SOFTENER	33,64
20248		LAMP CABLE SPARE PART KIT (FLEXI)	76,86
20249		LAMP CABLE SPARE PART KIT (MAXI)	88,05
20250		SQUEEZE TUBES SPARE PART KIT	55,82
20251		DOOR UPPER COMPLETE	1 102,00
20253		CONDUCTIVITY PROBE	77,36
20254		NON-RETURN VALVE	35,28
20255		FILTER WITH WEIGHT	30,11
20256		RETROFIT KIT DOSING EQUIPMENT SMART/SMART+	934,50
20257		RETROFIT KIT DOSING EQUIPMENT MAXI/FLEXI	934,50
20258		RETROFIT KIT DOSING EQUIPMENT GASTRO/COMBI	934,50
20259		HOSE PVC Ø16MM L=500	4,28
20265		BACK PLATE ECO EXCHANGER STAINLESS	962,85
20280		SPARE PART KIT LIGHT CONDUCTOR FOR MAXI DOOR 92XXXX-93XXXX	220,82
20282		WAGO CONNECTOR 2 POLES	2,42
20283		WASH HOSE KIT SMART-SMART+-RESCUE	92,40
20284		WASH HOSE KIT GASTRO-COMBI	69,30
20287		DRIVING SHAFT WITH O-RINGS	182,18
20288		SHAFT COUPLING WITH WEDGE SPARE PART	131,04
20289		SHAFT COUPLING ASSEMBLY	124,11
20290		DRIVE SHAFT AND COUPLING RETROFIT KIT	337,47
20292		3/8" TUBING, BLACK	8,40
20293		BRINE VALVE COMPLETE	310,28
20500	22015	BASKET	0,00
20501		UPPER GUIDE	63,49
20509		DOOR HANDLE MAXI REPLACES 14578	323,77
20510		DOOR HANDLE FLEXI REPLACES 14659	376,19
20511		COVER PLATE	41,66
20515		RINSE TANK COMPLETE COLD WATER	978,60
20521		INDICATORLAMP IDLE/RUN 24V REPLACES 19229	215,95
20522		LAMP-HOLDER	39,56
20523		LED	65,93
20530		FILTER TEMPERTURE SENSOR REPLACES 19916	129,34
20531		SHOCK ABSORBER	11,55
20532		HOSE L=200 MM	82,06
20536		SEAL	10,69
20538	26206	HOSE L=750 MM	0,00
20539		COVER PLATE	61,76

PART NO.	REPLACED BY	NAME	PRICE (GPB)
20540		SIEVE SEAL	34,04
20549		SEAL	10,79
20550		COVER PLATE	41,66
20564		RELAY WITH SOCKET 1 POL 24V	102,10
20570		HOSE RINSE AGENT	39,75
20571	20783	HEATING ELEMENT 14KW/400V	0,00
20572	20782	HEATING ELEMENT 14KW/400V	0,00
20577		ROOF COMPLETE GD GASTRO/GC	461,04
20578		ROOF COMPLETE GD MAXI	362,31
20579		DOOR COVER LEFT, LOWER MAXI	84,80
20580		DOOR COVER LEFT, UPPER MAXI	93,89
20581		DOOR COVER RIGHT, LOWER MAXI	84,80
20582		DOOR COVER RIGHT, UPPER MAXI	105,23
20583		DOOR COVER LEFT, LOWER FLEXI	81,62
20584		DOOR COVER LEFT, UPPER FLEXI	98,50
20585		DOOR COVER RIGHT, LOWER FLEXI	115,63
20586		DOOR COVER RIGHT UPPER FLEXI	114,95
20590	21383	RINSE TANK COMPLETE COLD W	0,00
20596		LEVEL SENSOR COMPL	64,76
20598		RINSE PUMP CABLE GCE	52,46
20599		WARE MAGNETIC SENSOR	65,10
20634		SENSOR HOLDER	118,60
20635		WASH SENSOR	232,27
20654	24418	MAGNET NEO EPOXY BASKET	0,00
20655		O RING 57X6	7,91
20659		HINGE, COMPLETE FLEXIMAXI	48,30
20666		PANEL OVERLAY GRANULE COMBI	66,46
20668		OVERLAY GRANULE MAXI	57,05
20671	21200	CONTROL CARD SWEDISH	0,00
20672	21201	CONTROL CARD DANISH	0,00
20673	21202	CONTROL CARD NORWEGIAN	0,00
20674	21203	CONTROL CARD FINNISH	0,00
20675	21204	CONTROL CARD GERMAN	0,00
20676	21205	CONTROL CARD FRENCH	0,00
20677	21206	CONTROL CARD DUTCH	0,00
20678	21207	CONTROL CARD SPANNISH	0,00
20679	21208	CONTROL CARD ITALIAN	0,00
20680	21209	CONTROL CARD LITHUANIAN	0,00
20681	21210	CONTROL CARD CZECH	0,00
20682		SENSOR PLUGG	77,48
20684		NUT M30 X 1,5	6,41
20685		BACK SEAL	70,92
20689		PLUG SLIDING RING	10,11
20692		OVERLAY GRANULE GASTRO	55,51
20697		RUBBER HOSE D19 L1230	49,33
20705		SEALING GRANULE COMBI	18,81
20713		OVERLAY GRANULE FLEXI	98,68
20740		DOOR RIGHT COMPLETE GD MAXI	2 864,00
20741		DOOR LEFT COMPLETE GD MAXI REPLACES 13178	2 658,00
20742		OPERATORSPANEL MAXI	477,80
20745		OPERATORS PANEL GASTROGC	518,02
20747		HOSE D12 L2700	26,48
20774		CABLE USB TO SERIAL RS232	109,51
20782		HEATER COMPL 400V 14KW LONG REPLACES 20572	503,86
20783		HEATER COMPL 400V 14KW SHORT REPLACES 20571	689,78
20785		GREASE NIPPLIE WITH WASHERS	4,49
20787		CONTROL PANEL, SPARE PART KIT	522,24
20788		DOOR RIGHT FLEXI SPARE PART	2 697,00
20789		DOOR, LEFT COMPLETE	1 581,00
20792		KIT SENSOR GRANULE COMBI RETROFIT	937,88

PART NO.	REPLACED BY	NAME	PRICE (GPB)
20797	20128	WASH BASKET RING WITH MAGNETS GC REPLACES 19532	0,00
20799		DOOR STOP COMPLETE	13,27
20801		OVERLAY ELUX FLEXI/MAXI	71,81
20803		OVERLAY ELUX/GASTRO/COMBI	71,81
20825		REDUCTION PG36 - PG29	55,56
20831		COVERPLATE WITH INS, UPPER LEFT	364,67
20832		COVERPLATE WITH INS, LOWER LEFT	165,08
20833		COVERPLATE WITH INS, UPPER RIGHT	364,67
20834		COVERPLATE WITH INS, LOWER RIGHT	165,08
20836		RINSE PUMP 480V	2 651,00
20837		TRANSFORMER 440-480-575/230-24VAC	550,37
20838		HEATER 16KW 277/480	397,23
20840		WASH PUMP 480V	4 996,00
20850	20521	INDICATION LAMP	0,00
20856		QUICK CONNECTION 90	32,38
20858	21307	RINSE NOZZLE STAINLESS MAXI	0,00
20871		WASH PUMP KIT 380/400/415 REPLACES 14371	1 627,00
20872		WASH PUMP KIT 208/230	2 589,00
20873		WASH PUMP KIT 440/60	1 885,00
20887		WATER SUPPLY CONNECTOR	21,53
20888		SOLENOID VALVE PLASTIC	35,47
20890		BRACKET	27,92
20893	21543	REAR WHEEL DIAM 100	0,00
20894	21540	FRONT WHEEL DIAM 50	0,00
20895		T CONNECTOR 1/2"	12,83
20896		NIPPLE 3/4" INT X 1/2" INT	22,66
20897	21317	SEALING 3/4" R20 T=2	0,00
20898		HOSE L 1900	80,55
20904		SAFETY COMBINATION 3/4" REPLACES 11218	129,65
20906		HOSE	59,83
20909		EJECTOR PLATE WELDED	227,79
20911		GRANULE SHIELD	58,35
20920		FLOW REGULATOR 20 L/MIN	3,86
20924	21541	FRONT WHEEL D50 TROLLEY	0,00
20925	21544	REAR WHEEL D100 TROLLEY	0,00
20926	21542	FRONT WHEEL D50 MAXI KIT	0,00
20927	21545	REAR WHEEL D100 MAXI KIT	0,00
20930	22256	CIRCUIT BOARD (CONTROL UNIT)	0,00
20933		COVER PLATE, REAR RIGHT CMPL	558,35
20934		COVER PLATE, REAR LEFT CMPL	558,35
20938		COVER PLATE, FRONT	383,89
20939	25673	COVER PLATE, LEFT	0,00
20944		SIEVE REPLACES 19988	67,34
20952		SIDE COVER PLATE, LEFT REPLACES 14959	664,49
20958		FRONT COVERPLAT WITH INSULATION	864,92
20961		SIDE COVER PLATE, RIGHT	609,00
20963		PANEL CIRCUIT BOARD	493,82
20964		CONTROL PANEL, BATRON	342,68
20965		PANEL PLATE FLEXI	92,31
20966	18332	MAGNETIC SENSOR REPLACES 14783	0,00
20968		FRONT COVER PLATE LEFT WITH INSULATION REPLACES 14116	683,23
20971		NIPPLE 1/2" IN- 1/2" OUT	46,16
21005		CIRCUIT BOARD, GRANULE SOLO	1 789,00
21016		OVERLAY GRANULE FLEXI	69,99
21017		OVERLAY GRANULE COMBI	69,99
21018		OVERLAY GRANULE GASTRO	69,99

PART NO.	REPLACED BY	NAME	PRICE (GPB)
21019		OVERLAY GRANULE MAXI	69,99
21025		DOOR LOWER	1 518,00
21041		DIVIDER	258,67
21044		PUMP FLANGE	124,98
21058		LEAD IN MEMBRANE	5,67
21068		HOSE CLAMP	56,63
21072		RINSE PIPE	465,63
21078		ELBOW	17,25
21080		T-CONNECTOR	21,91
21081		CONNECTION 32 R1/2"	9,34
21082		COUPLING	9,94
21084		PANEL PLATE MAXI	92,31
21085		PANEL PLATE COMBI/SMART	92,31
21092		SUPPORT WHEEL BRACKET	180,57
21095		RINSE NOZZLE KIT GRANULE FLEXI	351,52
21101		PANEL PLATE GASKET	21,31
21102		GASKET PANEL PLATE GC/GASTRO	21,31
21106		PLUG LOWER	37,12
21107	27710	OVERFLOW DEVICE COMPLETE	0,00
21108	26343	PLUG UPPER	0,00
21112		GREEN CONNECTOR 6 POLES 3,5 MM (J7, J10, J11)	19,27
21113	20129	RINSE PUMP, 400/415V 50HZ	0,00
21116	24006	RINSE PUMP BRACKET	0,00
21122		TWO POSITION SWITCH REPLACES 10885, 10273	83,25
21123		BUTTON REPLACES 10275, 10887	58,58
21125		SPRING PLATE	51,94
21157		GUIDE	118,07
21160		DOOR UPPER	1 456,00
21175		PANEL OVERLAY FLEXI/MAXI ELUX	76,48
21177		PANEL OVERLAY GASTRO/COMBI ELUX	76,48
21182		COVER PLATE, RIGHT REPLACES 18142	617,13
21183		COVER PLATE, LEFT	692,66
21184		COVER PLATE, FRONT - RIGHT	1 379,00
21185		COVER PLATE, FRONT - LEFT	556,51
21186		COVER PLATE, BACK RIGHT	440,84
21187		COVER PLATE, BACK - LEFT	443,21
21190		TIE-RAP WITH FASTENING REPLACES 24733	2,44
21191		CABLE TIE 390X46 MM	1,21
21193		SPARE PART KIT OPERATING CABLE REPLACES 18549	326,15
21197		CIRCUIT BOARD, NORDIC REPLACES 18903, 18329	1 789,00
21198		CIRCUIT BOARD, WESTERN EUROPE REPLACES 18904	1 789,00
21199		CIRCUIT BOARD, EASTERN EUROPE REPLACES 18905	1 789,00
21200		CIRCUIT BOARD, SWEDISH REPLACES 20671	1 789,00
21201		CIRCUIT BOARD, DANISH REPLACES 20672	1 789,00
21202		CIRCUIT BOARD, NORWEGIAN REPLACES 20673	1 789,00
21203		CIRCUIT BOARD, FINNISH REPLACES 20674	1 789,00
21204		CIRCUIT BOARD, GERMAN REPLACES 20675	1 789,00
21205		CIRCUIT BOARD, FRENCH REPLACES 20676	1 789,00
21206		CIRCUIT BOARD, DUTCH REPLACES 20677	1 789,00
21207		CIRCUIT BOARD, SPANISH REPLACES 20678	1 789,00
21208		CIRCUIT BOARD, ITALIAN REPLACES 20679	1 789,00

PART NO.	REPLACED BY	NAME	PRICE (GPB)
21209		CIRCUIT BOARD, LITHUANIAN REPLACES 20680	1 789,00
21210		CIRCUIT BOARD, CZECH REPLACES 20681	1 789,00
21212		HANDLE	201,87
21227		DOOR BRACKET RIGHT	52,14
21243		AXLE	21,10
21244		CABLE GROMMET FOR DOOR	0,80
21248		LAMP HOLDER YELLOW	30,24
21251	10539	SOLENOID VALVE (10539)	0,00
21252	10540	SOLENOID VALVE (10540)	0,00
21255		PANEL PLATE	79,12
21259		SPRAY PIPE CONSOLE REPLACES 6001111	1 037,00
21261		CONTROL PANEL KIT, FLEXI	477,23
21262	22937	CONTROL PANEL MAXI COMPL. REPLACES 21262	0,00
21263		CONTROL PANEL KIT, GASTRO	682,78
21264	22937	CONTROL PANEL KIT, COMBI	0,00
21265		PANEL COMPLETE	565,03
21269		PIPE	10,54
21270		PIPE L=105 DIAM 32	10,96
21271		PIPE L=500MM, D 32	18,67
21272		PIPE L=920MM, D 32	28,81
21273		PIPE L=315MM, D 32	15,42
21301		SPACER PLATE	5,58
21302		PLUG LOWER	18,03
21304		NOZZLE JAV 0780 B1	31,24
21305		FLAT JET NOZZLE	27,18
21306		NOZZLE JBW 2153 B1 REPLACES 18349	36,24
21307		NOZZLE RF DAW 1370 B1 REPLACES 20858	38,94
21308		NOZZLE DAW 1118 B1	38,94
21309		NOZZLE DAU 1118 B1	38,94
21310		SOLENOID VALVE STEAM STAINLESS	1 086,00
21311		FILTER STEAM STAINLESS	588,50
21312		BRACKET, OVERHEATING PROTECTOR	27,30
21313		NIPPLE 1/2"	75,46
21314		ANGLE 1/2" INT/EXT	55,04
21315		ANGLE 1/2" INT/INT	49,77
21317		SEALING 24X17,5X2KL FIBER REPLACES 20897	2,39
21318	27622	TANK GRID	0,00
21320	24685	SOLENOID VALVE 16 BAR	0,00
21322		REBUILDING KIT LOWERING VALVE	306,29
21325		RINSE PIPE	441,89
21326	21554	RINSE PIPE COMPLETE	0,00
21327		PLUG 3/8"	39,15
21328		SEALING	4,60
21331		CONDUIT	3,83
21349		MAGNET	19,88
21352		SCREW MF6S A4 M3X10	2,03
21374		DRAIN HOSE	51,21
21380		DOOR RIGHT GD600 SPARE PART REPLACES 18551	2 671,00
21381		REAR COVER WITH INSULATION	603,67
21382		RINSE TANK COMPL FLEXI HW, SPAREP	871,10
21383		RINSE TANK COMPL FLEXI CW, SPAREP REPLACES 20590	905,01
21384		CONTROL PANEL GASTRO, SP KIT	518,83
21385		CONTROL PANEL COMBI, SP KIT	518,83
21386		DISTANCE	33,67
21387		TORQUE ARM	71,41
21392		RINSETANK CML.	1 057,00

PART NO.	REPLACED BY	NAME	PRICE (GPB)
21396		MOTOR ARM STAINLESS WITH SCREWS	75,46
21397		GRUB SCREW, FLAT POINT MSK6SS A4 M8X12	2,87
21398		GRUB SCREW, CONE POINT M8X12 A1 ISO4766 DIN914	2,87
21399		BRACKET WATER INLET VALVE	26,58
21401		DOOR BRACKET LEFT	52,14
21406		GD 702 BASKET ABC REPLACES 13281	2 659,00
21410		HOSE NIPPLE G1/2" X 1" REPLACES 18055	50,11
21414	25267	GRANULE DAMPER BEARING, BACK	0,00
21416		BRACKET DOOR LOCK, WELDING	180,60
21417	25268	GRANULE DAMPER BEARING, FRONT	0,00
21420		BRACKET, OVERHEATING PROTECTOR	28,72
21422		HINGE	16,59
21424	26207	HOSE D38/28, L- 450MM	0,00
21426		ELBOW	25,76
21427		PIPE	34,89
21428		PIPE	76,07
21430		PIPE	10,54
21440		COVER PLATE WITH INS, TANK RIGHT	313,10
21441		COVER PLATE WITH INS, TANK FRONT	408,48
21442		COVER PLATE WITH INS, TANK LEFT	282,28
21443		COVER PLATE WITH INS, HOOD FRONT	702,37
21457		TRANSFORMER 575V/230-24-9 VAC	663,64
21458		SCREW MF6S M4X30	2,62
21459		SCREW MF6S M5X45	2,62
21460		SPACER	2,22
21461		DRAIN VALVE	177,52
21467		PROTECTIVE TUBE L=0,07	0,40
21468		CONNECTOR BLOCK	15,82
21469		SEALING	5,88
21473	20958	COVER PLATE, FRONT - RIGHT REPLACES 18052	0,00
21488		SEALING UPPER DOOR	15,55
21489		GUIDE LEVER	50,51
21492		DRAIN PLUG 1/4"	15,64
21493		NUT M8X1.0	2,03
21494		FLANGE NUT M8X1,0	3,05
21495		LEVER	283,96
21502		COVER PLATE ROOF	476,13
21505		COVER PLATE RIGHT	685,32
21506		COVER PLATE LEFT	723,21
21508		COVER PLATE FRONT	458,51
21515		PANEL FOIL GRANULE SOLO	58,63
21516		SPRING	20,90
21519		ADAPTER, HOT WATER	64,73
21520		GASKET	42,12
21527		BRACKET	40,68
21539		SPACER	22,97
21540	21541	WHEEL REPLACES 20894	0,00
21541		HJUL FRAM D50 M DISTANSBRICKA	65,72
21543	21544	WHEEL, REAR REPLACES 20893	0,00
21544		BACK WHEEL 100 MM WITH WASHER REPLACES 20925, 21543, 11283,	110,30
21554		RINSE PIPE WITH COUPLING REPLACES 21326	818,38
21566	24138	BACK PLATE	0,00
21567		RELAY (OLD 13535)	50,56
21568		SOCKET	25,52
21576		RINSE NOZZLE DAW 1235 B1	31,04
21583		HUVUDBRYTARE GD90	225,66
21630	24140	BRACKET, SAFETY SWITCH	0,00

PART NO.	REPLACED BY	NAME	PRICE (GPB)
21650		KEY	202,11
21651	24093	DOOR STOP	0,00
21654		LEVER	317,52
21693		RINSETANK COMPILATION WV	952,35
21708		HOSE CLAMP 5/16	5,10
21752		SHAFT	81,20
21754	28445	BEARING PIPE	0,00
21756		MOTOR CLUTCH	66,52
21757		CONNECTOR ARM, SHORT	63,17
21758		CONNECTOR ARM, LONG	63,17
21760		STRAINER REPLACES 19520	276,84
21763		GUIDE RAIL (GRANULE FLEXI ONLY) REPLACES 14655	31,75
21771		SPRAY PIPE SYSTEM (SEAL 6000079 INCLUDED)	1 407,00
21775		WASHER	6,08
21776		SPARY PIPE CONSOLE	1 018,00
21777		CRANK ARM	86,78
21778		SHAFT	18,35
21782		CONNECTOR ARM	61,74
21784		TANK GRID REPLACES 6001028	139,27
21785		GRANULE DAMPER REPLACES 18046	309,46
21790	28861	BRACKET	0,00
21814		GUIDE RAIL, UPPER	75,46
21826		CLAMP NUT REPLACES 101164	3,99
21837		EVACUATION CHANNEL	303,31
21839		SEAL	77,10
21840		PUMP, 440 - 480V 60HZ	298,32
21844		SCREW MF6S M3X30 A2	2,22
21848		TANK GRID, REPLACES 18108	222,67
21849		TANK GRID, REAR REPLACES 18031	222,67
21852		DOOR, LEFT GRANULE MAXI	1 512,00
21854		SPARE PART KIT GD675	196,52
21855		SPRING PIN, FRP A2 5X36	2,87
21856		SPRING PIN, FRP A2 5X45	2,87
21869		DOOR, RIGHT GRANULE MAXI	2 014,00
21872		DOOR RIGHT CMPL MAXI (WITHOUT CABLES)	2 455,00
21876		CASING, UPPER	130,65
21908		DOOR, LEFT GRANULE FLEXI	1 216,00
21909		DOOR, RIGHT GRANULE FLEXI	1 765,00
21913	22946	DOOR SEAL	0,00
21915		LINEAR ACTUATOR COMPLETE SPARE PART	371,84
21926	20035	SERVICE KIT 2 GRANULE SOLO	0,00
21928		SLIDE BEARING	13,40
21930	24666	COUPLING REPLACES 11548	0,00
21931	24667	COUPLING, 90° REPLACES 21931	0,00
21946		LOCKING WASHER M3	1,07
21952		COVER PLATE PANEL	387,11
21955	22945	COVERPLATE ROOF REPLACES 21955	0,00
21957		COVER PLATE BACK	400,90
21959		COVER PLATE LEFT	716,19
21966		DRAIN PIPE REAR	287,15
21970	24685	SOLENOID VALVE 16 BAR	0,00
21973		DRAIN PIPE REAR	341,39
21976		DRIP TRAY	844,15
21994		COVER PLATE, REAR RIGHT	558,35
22007		DRAIN PIPE WITH HOSE REPLACES 19699	358,89
22009		TANK GRID	441,89
22018		MOTOR CLUTCH	64,45
22022		PLASTIC PIPE	35,77
22023		PLASTIC PIPE	74,45
22024		TANK GRID	441,89

PART NO.	REPLACED BY	NAME	PRICE (GPB)
22026		SPARY PIPE	355,12
22034	25715	COVER PLATE, LOWER RIGHT	0,00
22035	25716	COVER PLATE, LOWER LEFT	0,00
22039		CONNECTOR	13,88
22040		PLUG 32	11,96
22044		CUTTING RING (FOR COMPRESSION FITTING)	38,75
22045		RINSE PIPE COMPLETE - SPARE PART	721,35
22052	25256	DOOR RIGHT FLEXI	0,00
22053		LED, GREEN	52,17
22054		LED, RED	52,17
22061		PROTECTIVE CAP	8,69
22063		COVER PLATE	28,03
22067		DRAIN PIPE, LOWER	366,91
22096		DISTANCE DOOR, FLEXI	41,40
22100		BRACKET, SENSOR	45,31
22101		GASKET	15,16
22103	25714	COVER PLATE, REAR	0,00
22104	25712	COVER PLATE, UPPER RIGHT	0,00
22106	25713	COVER PLATE, UPPER LEFT	0,00
22108		DRAIN PIPE REAR	335,01
22114	25672	COVER PLATE, FRONT	0,00
22123		PANEL FOIL, GRANULE COMBI REPLACES 23856	84,07
22124		PANEL FOIL, GRANULE GASTRO REPLACES 23857	84,07
22125		PANEL FOIL, GRANULE SMART	84,07
22129		SPACER, DOOR LOCK GUIDE	51,69
22132		HANDLE	210,58
22140	24683	COVER PLATE, RIGHT	0,00
22142	25671	COVER PLATE, HOOD FRONT	0,00
22143	25670	COVER PLATE, HOOD LEFT	0,00
22144	25669	COVER PLATE, HOOD RIGHT	0,00
22155		MOTOR, SPRAY PIPE	425,42
22156		COVER PLATE	918,04
22158		COVER PLATE, REAR LEFT	558,35
22162		COVER PLATE KIT CONDENSATION REPLACE 10565-04	542,95
22170	22767	BASKET LIFT	0,00
22177		COVER PLATE, FRONT RIGHT	496,13
22178		COVER PLATE, FRONT LEFT	425,94
22189	20144	JUNCTION BOX REPLACES 6005158	0,00
22201		BRACKET OVERHEAT PROTECTION	59,17
22211		J16 CONNECTOR WITH CABLE	75,59
22214		CABLE KIT J1 SPARE PART	63,34
22215		CABLE KIT J2 SPARE PART	47,21
22216		CABLE KIT J3 SPARE PART	37,05
22217		CABLE KIT J6 SPARE PART	62,54
22218		CABLE KIT J7 SPARE PART	86,26
22219		CABLE KIT J8 SPARE PART	79,04
22220	22211	CABLE KIT J16 SPARE PART	0,00
22221		CABLE KIT J17 SPARE PART	71,48
22223		LAMP CABLE ADAPTER GRANULE MAXI	88,05
22224		LAMP CABLE ADAPTER GRANULE FLEXI	76,86
22225		LAMP CABLE ADAPTER GRANULE SMART	91,83
22235		PANEL FOIL, GRANULE SMART ELUX	93,80
22244		DOOR, UPPER	1 284,00
22248		PLUG	28,08
22253		ANGLE, 1/2" INT/EXT	34,78
22255		WASHER TBRB 10,5X28X6 A4	6,38
22256		CIRCUITBOARD (CONTROL UNIT) WITH CONNECTOR REPLACES 20930	1 789,00
22273		SAFETY SWITCH	70,51

PART NO.	REPLACED BY	NAME	PRICE (GPB)
22294		CIRCUIT BOARD GRANULE SMART	1 789,00
22296		COVER PLATE, PANEL	395,63
22297		DOOR, UPPER	1 001,00
22298		DOOR, LOWER	1 436,00
22299		DOOR LOWER COMPLETE	3 092,00
22333	60421	DRAIN VALVE 1+ MOTOR REPLACES 60421	0,00
22358		COVER PLATE, LEFT	558,35
22369		COVER PLATE, RIGHT	558,35
22373		DOOR LOCK	72,74
22374		BRACKET	108,16
22381		BRACKET	146,77
22399		COVER PLATE, ROOF RIGHT	406,80
22400		COVER PLATE, ROOF LEFT	398,82
22401		COVER PLATE, FRONT CENTRAL	478,58
22416		DOOR, LOWER	1 512,00
22421		DOOR STOP	151,87
22422		SHAFT	54,56
22424		CYLINDER REPLACES 6000055	287,15
22425		COVER PLATE, ROOF	387,65
22429		COVER PLATE, ROOF	363,72
22430		COVER PLATE, FRONT	654,07
22438		CONTROL PANEL KIT, COMBI	518,83
22439		CONTROL PANEL KIT, GASTRO	518,83
22445		DOOR, LEFT COMPLETE	1 231,00
22446	27614	LOCK ARM, UPPER	0,00
22448		OVER FLOW PLUG KIT	51,21
22461		CRUSH PROTECTION COMPLETE	411,63
22467		DOOR, LEFT COMPL. GRANULE MAXI	1 512,00
22495		DISTANCE DOOR	33,84
22497		HOSE REPLACES 18531	27,87
22498		PUMP PQ 60 3 PHASE	540,80
22505		RINSE PUMP SMART 230/400V/60HZ SPARE PART WITH HOSES	751,38
22512	26056	PANEL FOIL, SOLO RESCUE	0,00
22527		CONTROL PANEL KOMPL E-LUX	533,17
22537		DOOR, LOWER ELUX	1 418,00
22538		CASING, LOWER	130,65
22556		PANEL PLATE	77,85
22570		DÖRRKÄPÖR GD600 SATS (4 STYCKEN)	354,00
22611		NIPPLE G1-1/4" D32 REPLACES 18596	57,27
22633		POWERGRANULES®, 10 LITRES	234,00
22634		POWERGRANULES®, 20 LITRES	438,00
22637		SPRING PLATE	55,94
22640		SLIDING BLOCK	50,40
22650		LEVER SYSTEM	932,65
22652		HOLDER FOR LINKAGE TO UNLOADED DOOR	108,61
22654		SHAFT FOR LINKAGE TO UNLOADED DOOR	284,08
22662		SLIDE RING, RESCUE	465,82
22666		DOOR, RIGHT FLEXI SP BARTON DISPLAY	2 671,00
22681		PUMP FLEXI 208V 60HZ	3 496,00
22693		SEAL HOLDER	57,27
22697		SPACER	51,37
22754		UNLOADED DOOR	866,94
22756		TREDO-SEAL 3/8"	3,76
22757		PIPE, STEAM REDUCTION	266,86
22758		LEVEL SENSOR WITH CAP REPLACES 22062, 10529, 10287, 19879	72,27
22763		FLAT JET NOZZLE JAQ 1190	24,48
22767		BASKET LIFT REPLACES 22170	722,76

PART NO.	REPLACED BY	NAME	PRICE (GPB)
22775		SCREW BN10649 M6X12 (T-30) REPLACES 12188	6,65
22776		SCREW BN10649 M6X16 (T-30) REPLACES 12233	1,13
22777		SCREW BN10649 M6X25 (T-30) REPLACES 12190	1,13
22785		WATER CONNECTION	211,65
22786		SIGNAL CABLE, WHITE, FOR CABLE ROUTE AWG 22	0,78
22787		SIGNAL CABLE, RED, FOR CABLE ROUTE AWG 22	0,78
22790		HOSE L320	9,95
22794	23987	CONSTANT FLOW VALVE 8 L/MIN	0,00
22825		SLEEVE FOR LINKAGE TO UNLOADED DOOR	23,51
22835		HOLDER FOR LINKAGE TO UNLOADED DOOR	44,48
22846		SLEEVE	26,69
22855		BRACKET	128,41
22881		PROTECTIVE COVER	80,54
22882		GASKET	14,84
22890		RINSE TANK COMPLETE	1 057,00
22893		SCREW K6S M6X16	2,03
22898		RINSE PIPE	716,82
22901		BAFFLE	54,14
22902		3-WAY SWITCH REPLACES 10889, 10888, 10274	152,37
22904		RINSE PIPE COMPLETE SPARE PART	910,48
22907		WASHER 6,4X17X3	2,03
22917		SCREW MC6S M5X35	2,22
22920		SCREW MLC6S M6X12 REPLACES 12139	2,22
22924		SCREW M6X40 SLOTTED TRUSS HEAD A2	1,82
22932		PANEL BOX WITH SEAL AND FITTINGS	162,35
22937		CONTROL PANEL WITH BOX, KIT	396,40
22945		COVER PLATE ROOF	432,52
22946		DOOR SEAL REPLACES 21913	108,54
22954		SLIDE PLATE	27,22
22957		DOOR LOCK	105,59
22966		LINKAGE RESTRICTOR KIT / FLEXI	56,07
23205		MOTOR CABLING GASTRO-COMBI	224,03
23206		EXTERNAL CABLING (SIGNAL) GASTRO-COMBI	1 466,00
23215		MOTOR CABLING (MAXI)	181,69
23216		EXTERNAL CABLING (SIGNAL) MAXI	1 039,00
23255		MOTOR CABLING FLEXI	104,96
23256		EXTERNAL CABLING (SIGNAL) FLEXI	1 141,00
23271		HEATER 480V/9KW	251,48
23296		EXTERNAL CABLING (SIGNAL) SMART	1 164,00
23400		I/O CIRCUIT BOARD	717,80
23406	20127	MULTI TRANSFORMER	0,00
23408		RESISTOR 27 Ω 1% AXIAL DIN 0208	0,88
23409		RESISTOR 100 Ω 1% AXIAL DIN 0208	0,88
23410		RESISTOR 180 Ω 1% AXIAL DIN 0208	0,88
23411		RESISTOR 270 Ω 1% AXIAL DIN 0208	0,88
23412		RESISTOR 390 Ω 1% AXIAL DIN 0208	0,88
23413		RESISTOR 510 Ω 1% AXIAL DIN 0208	0,88
23414		RESISTOR 620 Ω 1% AXIAL DIN 0208	0,88
23415		RESISTOR 750 Ω 1% AXIAL DIN 0208	0,88
23416		RESISTOR 910 Ω 1% AXIAL DIN 0208	0,88

PART NO.	REPLACED BY	NAME	PRICE (GPB)
23440		2-LEVEL TERMINAL BLOCK + RESISTOR (ID NO. 0)	42,38
23441		2-LEVEL TERMINAL BLOCK + RESISTOR (ID NO. 1)	42,38
23442		2-LEVEL TERMINAL BLOCK + RESISTOR (ID NO. 2)	42,38
23443		2-LEVEL TERMINAL BLOCK + RESISTOR (ID NO. 3)	42,38
23444		2-LEVEL TERMINAL BLOCK + RESISTOR (ID NO. 4)	42,38
23445		2-LEVEL TERMINAL BLOCK + RESISTOR (ID NO. 5)	42,38
23446		2-LEVEL TERMINAL BLOCK + RESISTOR (ID NO. 6)	42,38
23502		SERVICE CABLE, DOUBLE	164,72
23631		USB CABLE WITH PLUG AND SOCKET	131,22
23638		FUSE 230 V/1A 5X20 MM SLOW BLOW FUSE	1,93
23639		FUSE 230 V/2,5A 5X20 MM SLOW BLOW FUSE	1,93
23647		CIRCUIT BREAKER 50A , 3-POL UL/CSA	138,90
23656		FUSE 0.5 A T	1,93
23709		LAMP, COMPL. WHITE GD 90 REPLACES 10270	51,05
23710		LAMP, COMPL GREEN GD90 REPLACES 11261	62,22
23711		LAMP, COMPL. YELLOW GD90 REPLACES 10895	57,43
23712		LAMP, COMPL. RED GD 90 REPLACES 10894	59,03
23718		SCREW TEMP. SENSOR M14-6 MM	15,49
23725		O-RING 5.94 X 3.53 NBR	3,49
23735		PIPE, STEAM REDUCTION	303,68
23769	27283	COVER PLATE, LEFT COMPLETE	0,00
23780		GASKET, PUMP INLET	16,84
23797		MOTOR BRACKET	45,15
23810		COVER PLATE PANEL	383,42
23813		COVER PLATE, COMPLETE RIGHT	1 069,00
23816		COVER PLATE PANEL	375,14
23817		ROCKER ARM REPLACES 6000241	37,71
23821		HOOK	82,81
23839		MOTOR CRANK	67,91
23945		STRAINER	103,86
23965		BRACKET, DRAIN VALVE	54,76
23974		STEAM REDUCTION COMPLETE	676,35
23980		THREADED SPACER DHS M4X25	6,33
23987		CONSTANT FLOW VALVE 7 L/MIN REPLACES 22794	3,41
24006		RINSE PUMP BRACKET	37,66
24007		SPACER	8,28
24014		STICKER OPEN DRAIN VALVE	3,67
24015		STICKER CLOSED DRAIN VALVE	3,67
24016		TANK GRID	222,60
24017		OVERFLOW FILTER	237,62
24018		DRAIN PIPE	354,29
24039		SCREW MC6S A4 M6X75	2,95
24042		DRAIN VALVE L- SPAREPART KIT (535MM)	250,13
24043		DRAIN VALVE S- SPAREPART KIT (138MM)	147,44
24044		DRAIN VALVE M- SPAREPART KIT (173MM)	177,49
24081		SPLASH PROTECTION	331,50
24083		SPLASH PROTECTION	273,13
24089		RELAY WITH SOCKET 1 POL 230VAC	87,48
24093		SPARE PART KIT DOOR STOP (STAINLESS) REPLACES 21651	100,31
24095		COVER PLATE BRACKET	214,19

PART NO.	REPLACED BY	NAME	PRICE (GPB)
24103	20290	SHAFT COUPLING, TRAY DRIVE, WITHOUT KEY	0,00
24106		SOLENOID VALVE 1/2" REPLACES 5782	586,87
24107		SOLENOID VALVE REPLACES 6005145	187,71
24108		SOLENOID VALVE 3/4" KTW REPLACES 13712	312,39
24126		COVER PLATE	26,04
24127		COVER, ECO EXCHANGER	494,14
24138		COVER PLATE BACK	208,35
24140		BRACKET, SAFETY SWITCH	47,55
24165		RUBBER STRAP WITH JOINING PIECE, GREY	20,04
24209		RETROFIT KIT SPRAY ARM MOTOR BRACKET GRANULE MAXI 920010-	481,75
24219		PLUG USB	12,15
24221		SHEET METAL	37,93
24222		GASKET	42,78
24227		SHEET METAL	42,61
24237		ANGLE 1" INV - 1" INV	13,62
24238		MAGNETS KIT	74,16
24243		WEDGE 4X4X25	0,80
24244		SHAFT COUPLING, TRAY DRIVE, WITH KEY REPLACES 19846	172,26
24248		SEALING	79,74
24251		HOSE L=650 Ø22X13	16,83
24253		BRACKET	76,00
24255		FLOW REGULATOR 5 L/MIN BLUE	9,07
24267		HOSE L=1500	13,62
24269	20112	FAN UNIT ECO EXCHANGER	0,00
24272		ROCKER ARM KIT	99,38
24277	27072	CHECK VALVE	0,00
24284	26205	HOSE Ø28 L=1070	0,00
24285		HOSE 22/13 L=2345	75,21
24286		HOSE L=3100 WATER CONNECTION - ECO EXCHANGER	51,69
24287		RUBBER HOSE	31,54
24289		LID RINSETANK - MAXI ECOEXCHANGER	383,58
24313		COVER PLATE, ROOF LEFT - MAXI ECOEXCHANGER	639,22
24314		COVER PLATE, ROOF RIGHT - MAXI ECOEXCHANGER	639,22
24339		HOSE DRIP TRAY, GRANUL MAXI Ø28/19 L=515	17,50
24355		TEMPERATURE SENSOR PT L=3300 WITH O-RING	115,95
24397		FLOW REGULATOR, 9L/MIN, ORANGE	7,56
24416		HOSE	31,01
24417		TUBE	51,27
24418		MAGNET REPLACES 20654	13,55
24578		RINZE NOZZLE KIT GRANULE GASTRO/COMBI/GD700	228,19
24666		COUPLING STRAIGHT WITH O-RING REPLACES 21930	23,75
24667		COUPLING 90°, WITH O-RING	27,42
24669		FILTER	30,83
24670		FLOW RESTRICTOR (20 L)	30,83
24678		SPLASH GUARD	51,35
24683		COVER PLATE, RIGHT, WITH INSULATION REPLACES 22140	256,75
24685		SOLENOID VALVE 16 BAR REPLACES 21320	357,96
24718		MODIFICATION KIT WASH SYSTEM	179,45
24791		90° HOSE FITTING 3/4" WITH MALE THREAD 1"	16,46
24792		FLY NUT 1"	9,28
24793		FLY NUT 1/2"	6,30

PART NO.	REPLACED BY	NAME	PRICE (GPB)
24794		1" HOSE FITTING FOR 1" FLY NUT	9,99
24795		1/2" FITTING FOR 1/2" FLY NUT	6,30
24796		1" GASKET FOR HOSE FITTING	2,98
24797		1/2" GASKET FOR HOSE FITTING	1,92
24801		HOSE 1" L=700	46,42
24897		HOOD LIFT OUTPUT RELAY KIT	202,65
25035		FLOW RESTRICTOR (16 L)	30,83
25036		FLOW RESTRICTOR (7,6 L)	30,83
25037		FLOW RESTRICTOR (5 L)	30,83
25038		FILTER HOUSE	85,66
25039		BRACKET	10,33
25057		DOOR SWITCH WITH LOCK REPLACES 14059	453,29
25083		PUMP KIT 440V 60 HZ	1 810,00
25084		SPRAY PIPE	322,34
25099		BRACKET MAXI	40,99
25100		COVER PLATE BRACKET	105,81
25116		SPLIT FERRITE 27 MM	37,66
25117		SPLIT FERRITE 7.5-8.5 MM	21,90
25127		NUT M12 LOCK	0,67
25129		CONNECTOR KIT MAIN PCB	166,42
25136		SHIM	8,93
25137		MOUNTING PLATE WITH STUDS	38,18
25138		GASKET	14,37
25145		BRACKET RETAINING WHEEL	58,16
25149		HOSE NIPPLE	90,75
25150		SOLENOID VALVE	80,14
25171		OETIKER CLAMP 24,1-20.9 MM	4,10
25172		REBUILDING KIT RETAINER WHEEL BRACKET	387,16
25184		PANEL CABLE WITH CONNECTOR, GREY (FLEXI,MAXI,SMART)	171,68
25193		HANDLE DRAIN VALVE (PLASTIC PART)	13,14
25226		LABEL POWER GRANULES 10 LITER	4,55
25227		LABEL POWER GRANULES 20LITER	5,09
25231		SPACER	6,84
25232		LOCKING BAR, COMPLETE	41,16
25233		LOCKING ARM, COMPLETE	34,15
25234		INSTALLATION HOSE COMPL	31,45
25244		CLIP	68,32
25249	6005031	KEY SWITCH LOCKING WITH KEY REPLACES 6005031	0,00
25250	6005032	KEY SWITCH WITH KEY REPLECES 6005032	0,00
25252		WASH PUMP P 65-20 WITH SHOCKABS AND HOSES REPLACES 11402	2 538,00
25254		WASH PUMP P 65B GG H/D 230V/50HZ WITH SHOCKABS AND HOSES	3 974,00
25255		BEARING BASKET DRIVE, LOWER	34,15
25256		DOOR RIGHT FLEXI SPARE PART (62XXXX,63XXXX)	2 362,00
25257		DOOR RIGHT FLEXI ELUX SPARE PART (62XXXX,63XXXX)	2 362,00
25258		HOSE, RINSE AGENT 6/4 L=2450	4,41
25259		HOSE, RINSE AGENT 6/4 L=4700	13,36
25261		HOSE, RINSE AGENT 6/4 L=2400	6,54
25263		FLEXIBLE PIPE, SIGNALING CABLE L=2700	43,67
25265		BEARING DAMPER SHAFT, LEFT, MAXI	69,03
25266		GRANULE DAMPER BEARING,RIGHT, MAXI	68,32
25267		GRANULE DAMPER BEARING, BACK (SOLO, SMART, GC-GASTRO)	97,40
25268		GRANULE DAMPER BEARING, FRONT (SOLO, SMART, GC-GASTRO)	108,09
25276	26179	GUIDE RAIL (GRANULE MAXI ONLY)	0,00

PART NO.	REPLACED BY	NAME	PRICE (GPB)
25293		RINSE PUMP 208/240V/60HZ UL	550,82
25295		OVER HEAT PROTECTOR UL	402,66
25327	20290	DRIVING SHAFT	0,00
25334		GASKET	6,07
25337		REDUCTION D50/D28	254,64
25338		NORD-LOCK WASHER NL16SS1113	19,96
25342	20290	SHAFT WITH LOCKING, RETROFIT KIT	0,00
25354		DOOR UPPER	2 003,00
25362		HOSE NIPPLE 1/2" X 1"	44,84
25363		SPONGE RUBBER STRIP EPDM 16X17X22MM	46,42
25366		FUSE 1,6A 5X20 MM SLOW BLOW FUSE	3,69
25367		FUSE HOLDER 5X20MM GLASS FUSE	42,56
25381		MAIN SWITCH, ENCLOSED	401,19
25382		OVERLAY US	70,60
25410		KEY SWITCH WITH KEY	101,79
25447		DOOR SEAL (SOLO SMART VERTICAL) 355 MM	18,50
25505		EAR CLAMP PLIERS (FLEXI NOZZLES)	51,33
25611		HOSE CONNECTOR KIT R25 - 26MM	45,53
25614		ROOF	810,56
25616		COVER PLATE ROOF (ECOEX-CHANGER)	658,99
25618		DOOR UPPER COMPLETE	1 781,00
25621		DOOR LOWER SOLO	1 290,00
25624		DOOR LOWER COMPLETE	2 373,00
25628		DOOR LOWER, SMART	2 034,00
25629		DOOR LOWER	1 525,00
25632		WATER CONNECTION (INCOMING WATER)	300,91
25633		WATER CONNECTION STEAM REDUCTION	300,91
25634		WATER CONNECTION ECOEX-CHANGER	300,91
25669		COVER PLATE, HOOD RIGHT	268,01
25670		COVER PLATE, HOOD LEFT	268,01
25671		COVER PLATE, HOOD FRONT	667,80
25672		COVER PLATE, FRONT	310,75
25673		COVER PLATE, LEFT	213,77
25674		COVER PLATE BACK	594,96
25676		PLATE	79,24
25693		ELECTRIC SYSTEM SOLO RESCUE 208V/240V CUL	6 626,00
25712		COVER PLATE WITH INS, UPPER RIGHT	326,13
25713		COVER PLATE WITH INSULATION, UPPER LEFT	326,13
25714		BACK COVER PLATE WITH INSULATION	407,72
25740		DOOR RIGHT COMPLETE MAXI	2 003,00
25778		HOSE Ø32 L=460	38,20
25786		WATER CONNECTION (INCOMING WATER) CE	312,80
25788		HOSE L=170	4,54
25789		WATER CONNECTION (INCOMING WATER)	334,83
25858		T-COUPLING , MULLER	71,84
25859		COUPLING G 3/4 X DIAM 6 , MULLER	32,13
25860		COUPLING ANGLE DIAM 6 MULLER	13,47
25876		LID RINSE TANK ECOEXCHANGER	293,56
25879		2/2 WAY SOLENOID VALVE	85,73
25884		COVER PLATE RIGHT FRONT SIDE COMPLETE (MAXI)	432,74
25888		PLATE, CONNECTION	46,22
25889		FILTER 3/4", MULLER	24,84
25891		COVER PLATE FOR UPPER RIGHT SIDE	239,24

PART NO.	REPLACED BY	NAME	PRICE (GPB)
25895		T-COUPLING G 3/4", DN17, MULLER	48,83
25897		COUPLING ANGLE DN17 , MULLER	42,10
25898		FILTER DN17 , MULLER	84,33
25900		COUPLING DIAM 6 , MULLER	36,34
25901		CONNECTING HOSE 3/4	63,56
25917		LINK ARM COMPLETE	315,58
25919		HOSE L=550 D22X13	14,16
25925		LOCKING CATCH	200,23
25926		SPRING 0,75X8X40	37,75
25930		LOCKING DEVICE	775,60
25941		PIN FOR LOCK, GRANULE SMART	98,64
25974		UPPER PLUG	31,71
25975		OVERFLOW DEVICE COMPLETE	29,25
26002		I/O CIRCUIT BOARD COMPLETE WITH SOFTWARE AND BOX CUL	688,64
26025		WATER CONNECTION ECOEX-CHANGER	374,37
26036	26625	OVERFLOW SIEVE SOLO RESCUE - US	0,00
26038		WATER CONNECTION STEAM REDUC-TION	300,91
26039		HOSE L=385	12,82
26051		SEALING WASHER M5	6,31
26054	26056	PANEL OVERLAY SOLO RESCUE ROW	0,00
26056		PANEL OVERLAY SOLO RESCUE	64,41
26057		COVER PLATE FRONT - US	369,37
26058		COVER PLATE LEFT COMPLETE - US	873,14
26059		COVER PLATE RIGHT COMPLETE - US	748,36
26060		ROOF COMPLETE - US	578,33
26061		COVER PLATE PANEL COMPLETE - US	374,46
26064		DRIVE UNIT, RACK DRIVE - US	1 552,00
26066		FILTER , MULLER	38,87
26068		FLOW REGULATOR 5 L/MIN, RED ,MULLER	24,84
26069		FLOW REGULATOR 8 L/MIN, BLACK, MULLER	24,84
26070		FLOW REGULATOR 9 L/MIN, ORANGE, MULLER	24,84
26071		FLOW REGULATOR 16 L/M GREY, MULLER	24,84
26072		FLOW REGULATOR 20 L/MIN, GREEN, MULLER	24,84
26087		BACK PLATE - US	316,54
26089		HOSE D38/28 L1350	135,69
26090		HOSE D50 L45	31,85
26110		RINSE PUMP INCLUDING NIPPLES	86,58
26112		HOLDER FOR OVERHEATING PRO-TECTOR	74,23
26142		COVER PLATE BRACKET	129,18
26143		ADAPTER BRACKET TO MAXI LIGHT CONDUCTOR	19,78
26144		ADAPTER BRACKET TO MAXI LIGHT CONDUCTOR	15,29
26146		MAXI LIGHT CONDUCTOR	67,21
26148		GASKET TO MAXI LIGHT CONDUCTOR	10,80
26149		GASKET FOR MAXI LIGHT CONDU-CTOR	7,30
26150		COVER PLATE	11,97
26151		BRACKET - US	22,56
26175		PROTECTION PLUG	2,53
26177		MAGNETIC HOLDER	66,91
26179		CONTROL GUIDE KNOB LOWER	36,01
26195		WATER CONNECTION STEAM REDUC-TION (GRANULE VALVE)	489,23
26196		VALVE BRACKET FOR MULLER 3/2 VALVE	31,85
26205		HOSE D36/28 L1070	64,38
26206		HOSE D36/28 L750	51,17

PART NO.	REPLACED BY	NAME	PRICE (GPB)
26207		HOSE D36/28 L450	47,19
26214		GUARD	57,16
26220		MAGNET BRACKET COMPLETE	65,07
26221		HOSE FOR INSTALLATION, RF 12X18 RP3/4 X RP 1/2-2000	79,42
26234		RINSE PIPE	398,12
26238		DOORSTOP	83,77
26243		USB MEMORY FOR IO-CARD	61,18
26244		RETROFIT BASKET DRIVE COMPLETE COMBI GASTRO	652,57
26246		RETROFIT BASKET DRIVE COMPLETE SMART-SOLO	174,30
26259		LINK, GRANULE DAMPER	22,42
26270		SCREW M6S A4 M10X35 PARTIALLY THREADED	53,29
26278		DOOR STOP	56,23
26279		COVER PLATE, ROOF COMPLETE	508,31
26341		HOLDER LEFT	84,28
26342		HOLDER, RIGHT	84,28
26343		PLUG UPPER	56,80
26344	27710	OVERFLOW DEVICE COMPLETE	0,00
26353		PLUG, OVERFLOW	30,40
26356		SPRING PLATE	35,77
26357	27710	OVERFLOW DEVICE COMPLETE	0,00
26358		UPPER PART TO PLUG OVERFLOW	28,20
26361		Y-COUPLING FOR HOSE D19	17,36
26363		HOSE D19 L2490	81,17
26364		HOSE NIPPLE G25 X 25	22,42
26367		HOSE D36/28 L140	26,55
26418		SEAL HOLDER, HOOD RIGHT	33,12
26419		SEAL HOLDER, HOOD OBLIQUE FRONT	14,69
26420		SEAL HOLDER, HOOD LEFT	32,86
26421		SEAL HOLDER, HOOD FRONT	33,12
26428		HOSE D 25 L750	45,67
26432		HOOD LIFT - SOLENOID VALVES	678,48
26433		WATER CONNECTION (INCOMING WATER)	334,83
26436		RINSE PIPE , COMPLETE	612,51
26452		FOOT	108,58
26463		HEAT RECOVERY UNIT WITH FAN	4 234,00
26478		COVER MOTOR, SPAY PIPE - FLEXI	42,61
26485		CABLE PROTECTION	30,35
26503		ECO EXCHANGE ELECTRIC BOX KIT	939,19
26509		FAN ASSEMBLY	855,02
26529		MITER SCISSORS, FOR GASKET.	104,96
26541		BRACKET, ELECTRIC BOX - MAXI ECOEXCHANGER	38,47
26552		WHEEL PLASTIC, HOLDING DOWN DIAM 70	57,03
26560		SAFETY SWITCH SONTHEIMER UL	70,12
26562		DISH WASHING TUBE, TANK	334,30
26564		UPPER WASH TUBE	515,54
26566		DISH WASHING TUBE, TANK	569,63
26572		TANK GRID	664,06
26575		RINSE PIPE COMPLETE	864,40
26579		INSIDE SEAL	5,74
26585		CRIMP TERMINAL FEMALE 2.8X0.8 INSULATED RED	0,67
26593		BUSHING, DOWN HOLDING WHEEL	17,63
26602		POWERGRANULES BIO®, 10 LITRES	234,00
26603		LOCK, LOWER	745,50
26619		HOSE D29 L650	18,16
26631		SEALING SLEEVE PG16	25,91
26637		FLAT PIN FEMALE 2.8X0.8 ISOLATED BLUE	0,67

PART NO.	REPLACED BY	NAME	PRICE (GPB)
26645		MOTOR CABLING SMART+	258,30
26646		EXTERNAL CABLING (SIGNAL) SMART+	1 210,00
26653		NUT PG16 T=5,5	16,83
26656		CONNECTING PIPE	236,40
26657		DISTRIBUTION PIPE	629,87
26658		HOSE, PUR C98A, GRAY, Ø10 / 7.5 - 50M /	19,63
26680		SPARY PIPE CONSOLE	1 431,00
26682		MOTOR MOUNTING	49,68
26683		MOTOR MOUNTING	54,76
26684		MOTOR MOUNTING	102,57
26686		OUTSIDE SEAL	2,27
26688		COVER PLATE	284,08
26691		SIEVE	31,52
26696	27190	TANK SEAL	0,00
26697		COVER PLATE	299,84
26705		FILTER, FLEXI	40,07
26719		ROCKER SPINDLE, FLEXI	195,40
26722		HOSE D45 L=70	30,72
26723		HOSE D45 L=440	107,38
26724		HOSE D32 L=145	53,29
26725		I/O CIRCUIT BOARD RESCUE CE	717,79
26727		CONNECTION BOX, ECO EXCHANGER	281,81
26731		TANK GRID	363,02
26732		PIPE D75 L=190	57,16
26733		PIPE D75 L=950	182,84
26734		PIPE BEND D75X90°	17,50
26735		REDUCTION PP 110X75	22,71
26739		SPRAY PIPE SYSTEM	2 452,00
26740		SLEEVE BEARING W FLANGE	5,08
26741		COVER MOTOR, SPAY PIPE - FLEXI 65XX-	46,21
26742		COVER PLATE	205,15
26743		WASH PUMP BRACKET	31,52
26746		GRANULE LABEL, FINNISH	43,14
26747		BASKET LIFT	341,65
26751		LABEL WATER CONNECTION SR ROW	16,70
26752		LABEL WATER CONNECTION SR CUL	61,17
26755		LID, ECOEXCHANGER	141,04
26761		STRAINER	103,38
26767		HOSE D102 L=80	59,17
26782		PANEL OVERLAY GRANULE SMART +	69,85
26784		STRAINER, ECO EXCHANGER	87,62
26797		OUTSIDE SEAL	2,67
26798		INSIDE SEAL	2,67
26808		BRACKET, ECO EXCHANGER UNIT	47,41
26813		BRACKET	50,27
26822		SEAL	6,81
26823		ADAPTER	71,05
26824		COVER PLATE	29,65
26828		SHORT SPRAY PIPE	345,24
26833		SEAL	7,75
26834		TANK GRID	363,02
26836		EVACUATION CHANNEL	631,34
26838		WATER CONNECTION STEAM REDUC-TION (GRANULE VALVE)	367,56
26842		SEAL	35,53
26844		COVER PLATE BACK - ECO	252,56
26845		HOSE (Ø22XØ13 - 6005157) L=1400	31,39
26846		HOSE (Ø22XØ13 - 6005157) L=750	16,83
26847		PIPE D32X90	9,48
26848		PIPE D32X227	12,69
26849		PIPE BEND 45° DIAM 32	12,02

PART NO.	REPLACED BY	NAME	PRICE (GPB)
26850		PIPE D32X1070	93,89
26852		COVER, ECO EXCHANGER	670,87
26854		COVER PLATE ROOF, ECO EXCHANGER	355,94
26882		BRACKET	30,72
26883		SUPPORT, ECO EXCHANGER UNIT	29,65
26888		WATER CONNECTION ECOEX-CHANGER	523,96
26893		LABEL DETERGENT	11,21
26894		LABEL RINSE	11,21
26956		TERMINAL STRIP 6 MM2, 12 POLES NATURAL	32,72
26975		BRACKET, ECO EXCHANGER	17,76
26999		SOUNDABSORBER, ROOF	66,25
27000		SOUNDABSORBER COVER PLATE BACK	93,09
27009		HOSE 8X13, L=1100	22,04
27020		GASKET	4,81
27070		TANK GRID	314,53
27071		TANK GRID	323,75
27072		CHECK VALVE	30,83
27080		EDGE PROTECTOR	6,05
27090		SPRINT, LEFT	207,15
27106		SPRINT, RIGHT	207,15
27133		BASKET LIFT PLATE	39,40
27172		BASKET LIFT	342,05
27177		GASKET	27,25
27182		TERMINAL STRIP 10 MM2, 12 POLES NATURAL	13,22
27184		MEMBRANE SCREW	2,67
27190		SEALING TANK	6,41
27191		HOSE	100,97
27195		PROTECTION CAP	0,40
27200		LEVER COMPLETE	253,90
27238		HOUSING, LEFT	93,49
27239		HOUSING, RIGHT	93,49
27240		SLIDING FILTER COMPLETE	265,12
27241		FILTER HOUSING	90,95
27242		KNIFE FILTER	49,28
27243		OUTER FILTER	78,93
27244		HANDLEBAR	50,89
27245		HANDLE KNOB	31,79
27246		COVER PLATE	23,64
27247		DISTANCE PLATE	25,91
27271		IMPELLER 60 HZ DISHWASHING PUMP	38,60
27283		COVER PLATE, LEFT COMPLETE	664,82
27285		COVER PLATE PANEL	375,13
27288		COVER PLATE FRONT	458,51
27351		BRACKET	15,23
27415		SHAFT	126,21
27466		STOP, LEFT	43,81
27467		STOP, RIGHT	43,81
27471		DOOR LOWER COMPLETE	2 373,00
27473		LEVER SYSTEM	1 054,00
27474		DOOR LOWER	1 525,00
27475		LOWER DOOR	1 479,00
27476		SLEEVE BEARING	4,41
27478		COTTER PIN	0,93
27479		INDEXING PLUNGE	66,65
27567		PRESSURE REDUCING VALVE	71,61
27605		SHOCK ABSORBER 25X15	16,38
27606		SHOCK ABSORBER 25X20	17,33
27607		SET SCREW MSK6SS A4 M6X12	0,42
27613		LOCK ARM	73,59
27614		LOCK ARM, UPPER	100,82

PART NO.	REPLACED BY	NAME	PRICE (GPB)
27710		OVERFLOW DEVICE LOWER	95,55
27792	20265	BACK COVER	0,00
27862		PUMP BRACKET ADAPTER	106,31
28347		NUT M6M M4 LOCKING REPLACE 5018	2,14
28377		DETERGENT DOSING PUMP SEKO PA-9	455,36
28378		RINSE AID DOSING PUMP SEKO PPR-1	320,04
28380		MAGNET	7,63
28437		RINSE NOZZLE KIT (SMART) 12 PCS 21576	372,41
28445		BEARING PIPE	91,14
28470		BRACKET	73,58
28482		SQUEEZE TUBE SEKOBRIIL Ø3X8	27,97
28483		SQUEEZE TUBE SEKOFLEX Ø 6,25X10,55	27,97
28484		BRACKET	88,83
28485		CABLE GLAND M40X1,5	18,69
28486		CABLE GLAND M40X1,5 FOR CABLE Ø 9-23 MM	23,31
28487		NUT, CABLE GLAND	4,31
28492		COVER PLATE	100,80
28497		SPRINT	64,76
28517		BEARING, CABIN AXLE	15,60
28577		HOSE CLAMP 32 - 44 MM 12 MM	8,57
28632		STRAIGHT CONNECTOR G 1/8" INT. - Ø6/4	40,53
28659	28660	PUMP 400V/50HZ GD600-III REPLACES 14371	0,00
28660		WASH PUMP KIT 380/400	1 627,00
28668		RODENT PREVENTION RETROFIT KIT MAXI	357,00
28739		SHEET METAL SCREW HEX 4,2X13	0,42
28779		RODENT PREVENTION RETROFIT KIT SMART-SMART+	128,10
28861		BRACKET	42,27
28892		COVER PLATE	13,97
28893		COVER PLATE	37,80
28901		BACK COVER RIGHT COMPLETE	558,35
28910		BACK COVER, LEFT COMPLETE	558,35
28913		COVER PLATE	35,91
28916		COVER PLATE	18,59
28922		HOLE PLUG	1,05
28966		SPLASH COVER	29,72
28980		PROTECTIVE CAP Ø15,9 L=63,5	1,37
28981		PROTECTIVE CAP Ø27 L=50,8	1,79
28982		MEMBRANE PLUG	1,16
28983		MEMBRANE PLUG	2,94
29100		BACK COVER RIGHT COMPLETE	576,98
29102		BACK COVER, LEFT COMPLETE	576,98
29140		HOSE EPDM Ø32 L=460	38,20
29245		90° ELBOW WITH SWIVEL NUT 3/4"-1"	14,49
29246		MALE ADAPTOR 3/4"- Ø12	2,52
29340		PLASTIC PIPE Ø32, L=1110	14,60
29341		PLASTIC PIPE Ø32, L=230	3,68
29342		PLASTIC PIPE Ø32, L=160	2,52
29343		PLASTIC PIPE Ø32, L=120	2,42
30297		HOSE L=1000 MM (Ø18XØ28 - 30200)	28,98
30300		HOSE, PE Ø6X4 - RINSE AID L=4000 MM	16,70
60190		NOZZLE	60,72
60198	13972	OVERFLOW FILTER	0,00
60289		BUSHING, M-VALVE, 1/2	37,63
60406		NUT 1/2 G15	2,63
60407		NIPPLE, RINSE HOSE	7,30

PART NO.	REPLACED BY	NAME	PRICE (GPB)
60415	11404	HOSE CLAMP 40-60 9MM REPLACES 10518	0,00
60421		DRAIN VALVE 1+ MOTOR	819,01
60429		HOSE CLAMP 60-80 REPLACES 6005140	6,27
60430		CIRCUIT BOARD 60/90	1 813,00
60433		VIBRATION ABSORBER	38,85
60439		SHAFT SEAL	316,33
60442		O-RING, PUMP, GD60	14,20
60456		HOSE, SUCTION TUBE-G.VALV REPLACES 60457	47,48
60460		O-RING, 15.3X2.4 REPLACES 6005063, 6005117	2,63
60461		O-RING, 54.5X3 REPLACES 5359	2,66
60462		PISTON SEAL, GOR55X	20,81
60463		PRESSURE SPRING	43,03
60464		HOSE FOR INSTALLATION, 1	39,99
60470		O-RING, 59.5X3.0	2,67
60477		O-RING 19,2X3,0	2,63
60493		REDUCER, PLASTIC, 50MM-32MM	45,03
60500		L-PIPE, CONDENSE	5,07
60503		BUSHING 1/2" INT TO G1" EXT	14,19
60504		NIPPLE 1" TO 3/4	11,71
60505		NIPPLE 1/2 TO 1	13,85
60509		BUSHING 1/2 KOND	7,67
60528		NIPPLE 1/2 EXT TO 1/2 INT	9,72
60531		ANGLE 1/2	7,39
60532	19190	NIPPLE 1/2 G15	0,00
101044		NOZZLE, PLASTIC	7,13
101164	21826	CLAMP NUT	0,00
104044		GUIDE BLOCK, GRANULE VALVE	78,81
121004		TEMPERATURE SENSOR	199,41
121624	21915	LINEAR MOTOR 24V/500/80	0,00
212248		HOSE 90X110 L=110	46,01
212278		HOSE 63X74 L=80	18,44
215404		PLASTIC BEARING BALL VALV	31,94
217754		SCREW FOR TEMP.	55,58
218233		SLIDING RING GD700	369,10
218283		GD701 WASH BASKET	1 416,00
400393		TOP SPRAY PIPE	354,92
400593		BRACKET, HOOD WHEEL LEFT	336,18
400633		BRACKET, HOOD WHEEL LEFT	336,18
400663		BEARING BASKET DRIVE	34,70
400713		PROTECTOR FRONT	96,87
400723		PROTECTOR CLAMP SIDEFRONT	52,07
400733		PROTECTOR CLAMP L	96,87
400743		PROTECTOR CLAMP R.	96,87
400763	14477	SEALING STRIP, HOOD	0,00
400783	25342	SHAFT	0,00
400873	26259	DRIVER PARTITION WALL	0,00
400923	25342	SHAFT	0,00
400963		COUPLING	287,15
401013		GRANULE DAMPER SHAFT	231,32
401083		BASKET WHEEL	945,00
401273		PARTITION WALL	235,32
401323	25342	CONNECTOR	0,00
401433		COARSE SIEVE LEFT	257,73
401793		HYDRAULIC CYLINDER	1 633,00
401833	14327	HEATER 3KW 5000G	0,00
402203		BUSHING UPPER	17,30
402213		BUSHING LOWER	20,09
402283		CONTROL CABLE GD 700	302,57
6000013		GASKET, CYLINDER	1 995,00
6000021	22570	DOOR COVER LEFT LOWER	0,00

PART NO.	REPLACED BY	NAME	PRICE (GPB)
6000023	22570	DOOR COVER LEFT LOWER	0,00
6000046		SEAL LOWER EMPTYING	36,08
6000049		GASKET IN	57,25
6000054		PISTON WITH PISTON ROD	84,92
6000055	22424	CYLINDER	0,00
6000056		CYLINDER COVER	124,36
6000057		STRAINER BARREL	526,69
6000068		FOOT MARINE	191,36
6000074		SIEVE	554,49
6000075		MAIN SEAL, GRANULE VALVE	31,98
6000079		SEAL SPRAY PIPE CONSOLE	29,96
6000083		ROCKER SPINDLE	203,98
6000093		HEATER, BOILER	616,56
6000095		HOSE NIPPLE ĩ 13	4,23
6000099		CRANK ARM	55,51
6000101		PANEL BOX DOOR	109,26
6000103		PANEL CIRCUIT BOARD	710,68
6000104		PANEL PLATE CONTROL PANE	127,20
6000105	13516	PANEL SEAL	0,00
6000106		GLASS PANE, 140X440	310,12
6000108		PANEL FOIL	75,85
6000109	13521	RUBBER SEAL GLASS PANE BL	0,00
6000115		BEARING DOOR HANDLE	10,07
6000139		LOCKING ARM UPPER	90,75
6000146		SPACER PLATE	22,73
6000153		RUBBER SEAL	13,06
6000155		HEATER, 9 KW, TANK	514,37
6000165		MOTOR CONSOLE	549,05
6000169		BEARING BUSH DOWN	87,62
6000173		VALVE ROCKER	165,11
6000174		SHAFT BEARING PLASTIC	32,87
6000175		ROCKER UPPER	208,78
6000176		ROCKER LOWER	307,23
6000177		CARRIAGE BEAM LOWER	78,84
6000178		CARRIAGE BEAM UPPER	68,33
6000183		WASH NOZZLE	16,99
6000188		WASH PIPE, SHORT	476,27
6000191		BEARING BUSH UPP	138,71
6000235		AXLE, DOOR STOP	36,79
6000240	6000241	ROCKER UPPER	0,00
6000241	23817	ROCKER ARM LOWER REPLACES 6000240	0,00
6000258		LOCKING ARM, LOWER	72,76
6000291	6001154	RUBBER DAMPER	0,00
6000297		GUIDE BLOCK BASKET	506,76
6000298		SLIDE SPACER	56,05
6000354		REDUCTION VALVE	131,80
6000357		VALVE DRUM	733,86
6000358		FINAL RINSE PIPE, UPPER	1 092,00
6000359		CYLINDER COMPL.	2 715,00
6001011		BASKET ROLLER	6,76
6001013		BASKET STOP REPLACES 6000242	3,56
6001020	13555	SLEEVE PIPE	0,00
6001021	13326	FILTER PIPE	0,00
6001022		PIPE JOINT	32,98
6001027	14330	HEATER, 230 V	0,00
6001028	21784	GRID, WASH TANK	0,00
6001034		OUTLET PIPE	310,82
6001048	14329	HEATER, 400/415 V	0,00
6001050		HINGE, DOOR PART	116,80
6001051		PIN	55,58
6001056		BACK PLATE	1 011,00
6001076	22570	DOOR COVER RIGHT UPPER	0,00

PART NO.	REPLACED BY	NAME	PRICE (GPB)
6001077	22570	DOOR COVER RIGHT LOWER	0,00
6001078	22570	DOOR COVER LEFT UPPER	0,00
6001079	22570	DOOR COVER LEFT LOWER	0,00
6001082		SEAL FINAL RINSE	194,92
6001091		NOZZLE EJECTOR	1 608,00
6001092		CONDENSE LIP	162,49
6001093		SEAL, CONDENSE FLANGE	17,07
6001094		CONSOLE SPRAY PIPE MOTOR	86,76
6001102		CIRCUIT BOARD, GD600II	1 254,00
6001111	21259	CONSOLE SPRAY PIPE MOTOR	0,00
6001114		CARRIAGE BEAM	117,37
6001117		CRANK ARM	63,07
6001121		CENTRAL SEAL	21,45
6001122		WASH NOZZLE, COMPL.	26,06
6001123		FINAL RINSE HOSE, UPPER	2,63
6001124		FINAL RINSE HOSE, MIDDLE	5,69
6001125		FINAL RINSE HOSE, LOWER	9,34
6001130		SIDE CASING LOWER RIGHT	161,14
6001131		CONTROL BLOCK	47,28
6001136		SIDE CASING, LOWER LEFT	161,14
6001137	13552	HINGE	0,00
6001140		DOOR MOUNTING LONG	77,39
6001141		SPRAY PIPE	1 127,00
6001154		DISTANCE FITTING REPLACES 6000291	4,77
6001166		STRAP	20,04
6001167		GASKET 1/2" INSTALLAT.	2,63
6001173		SEAL HOLDER, UPPER	35,56
6001174		SEAL HOLDER, LOWER	35,56
6001198	14588	CONTROL GUIDE KNOB LOWER	0,00
6001199	14586	CONTROL GUIDE KNOB UPPER	0,00
6001201		GRANULE VALVE COMPLETE	697,85
6001202		RUNNER LEFT COMPLETE	114,95
6001203		RUNNER RIGHT COMPLETE	114,95
6001204		SPRAYSYSTEM COMPL.	2 576,00
6001205		SPRAYPIPE GD600-II COMPL.	1 199,00
6001206	22161	DOOR RIGHT COMPLETE	0,00
6001208		PANEL COMPLETE	822,37
6001209		RINSE TANK, 400/415 V, CO REPLACES 13504	3 586,00
6001210		CONDENSATION UNIT COMPLETE	1 103,00
6001213		SOLENOID VALVE CW	402,58
6001217		RINSE TANK, 230 V, COMPLETE	1 813,00
6001218		RINSE TANK, 440 V, COMPLETE	1 668,00
6005002	14505	SPACER 8/4.3	0,00
6005003		VULCANIZED NUT M4 WELLNUT	6,38
6005007		NIPPLE 1/8 G6	2,63
6005009		SLIDING BEARING SPRAY PIPE	21,74
6005010		SLIDE BEARING, SPRAY PIPE	14,97
6005011		O-RING 69.5 X 3	4,04
6005012		O-RING 9.3 X 2.4	2,63
6005017		FINAL RINSE HOSE, MIDDLE	19,39
6005021		WASH HOSE, 45 L=900 REPLACES 6005088	116,56
6005022	6005089	WASH HOSE, 45 L=470	0,00
6005027		FINAL RINSE HOSE,IN	13,49
6005031		KEY SWITCH LOCKING	1 114,00
6005032		KEY SWITCH	298,20
6005034		O-RING 17.3 X 2.4 REPLACES 5673	2,63
6005035		RADIAL SEAL	21,85
6005036		PRESSURE SPRING 17.25	18,39
6005039	13517	RUBBER SEAL GLASS PANE, B	0,00
6005040		PUMP 2,6 KW / 60 HZ	4 952,00
6005042	20013	NOZZLE, FINAL RINSE	0,00

PART NO.	REPLACED BY	NAME	PRICE (GPB)
6005043		O-RING 32.2X3	2,63
6005046		SLEEVE 1/2" REPLACES 5614	6,25
6005048		EARTH CLAMP	4,40
6005049		BOX, OVERHEATING PROTECTORS	163,81
6005051		DEARETOR, COMPL. GD600	302,78
6005054		BUSHING 1/4-1/2	8,53
6005057		NUT 3/4 G20 REPLACES 5619	3,47
6005063	60460	O-RING 16.64 X 3.5	0,00
6005064	18745	BACK FLOW PROTECTION VALVE 1/2"	0,00
6005065	18745	NIPPLE 1/2 INT - 1/2 EXT	0,00
6005070		TRANSFORMER 230V	745,00
6005071		TRANSFORMER 400V REPLACES 6007006	355,24
6005072		TRANSFORMER, 415V	400,59
6005073		TRANSFORMER, 440V	370,29
6005074	20014	MUNST.SLUTSP.TAK	0,00
6005077		CABLE INLET PG 11	3,12
6005079		CAP LEFT UPPER	24,53
6005080		CAP RIGHT UPPER	24,53
6005083		CABLE INLET BOX	6,05
6005084	25171	NOZZLE HOLDER	0,00
6005088	6005021	HOSE 45 L=390	0,00
6005089	6005021	HOSE 45 L=790	0,00
6005090	13630	THERMISTOR	0,00
6005092		HOSE CLAMP 30-45 9MM REPLACES 5425	4,46
6005098		SPRAY PIPE MOTOR, GD600	791,62
6005101		PUMP 440V/60HZ GD600-I	2 710,00
6005102		PUMP 230V/60HZ	3 482,00
6005103	13656	PUMP 400V/50HZ STAINLESS	0,00
6005104		PUMP 440V/60HZ STAINLESS	2 902,00
6005108		LEG	75,57
6005109		FILTER	46,86
6005112	11406	HOSE CLAMP	0,00
6005117	60460	O-RING 12.3 X 2.4	0,00
6005136		O-RING 47 X 5.33	2,63
6005138	19919	CLIPLIST 3300 MM	0,00
6005140	60429	HOSE CLAMP	0,00
6005141	14331	HEATER, 440 V	0,00
6005142		DRAIN VALVE, CONDENSING UNIT REPLACES 18815	342,27
6005143		HOSE CONNECTION, COMPLETE	43,81
6005145	24107	SOLENOID VALVE	0,00
6005146		BEND 45	55,72
6005147		COUPLING 90 8/6-1/8 OUT	8,69
6005148		HOSE 8/6	5,48
6005149		NOZZLE, EJECTOR	115,86
6005150		REDUCE 3/8->1/8	3,90
6005151		LOCKING WASHER 4.0 STAINL	2,63
6005152		DRAIN PIPE REPLACES 13503	203,42
6005157		HOSE, Ø22 X Ø13 PER METER REPLACES 6005019	39,56
6005158	20144	JUNCTION BOX	0,00
6005159	6005021	WASH HOSE GD600-II, L=420	0,00
6005160	14555	CONNECTION 90 1/4 INV	0,00
6005161		NIPPLE 1/8 - 1/4	2,98
6005165		SHAFT SEAL GD600I, LOWAR	168,09
6005166		O-RING, PUMP HOUSING CO 500/30	86,76
6005167	14374	IMPELLER CO 500/30	0,00
6005168		O-RING CO 5000/30	17,51
6005169		NUT CO 500/30	63,19
6005171		HOSE CLAMP 12-22, 9MM	3,74
6005172		PUMP WHEEL 60HZ CO500/30	171,35
6007001		AUXILIARY RELAY, PUMP	47,56

PART NO.	REPLACED BY	NAME	PRICE (GPB)
6007002		TRANSFORMER, T101	74,62
6007003	10082-01	CONTACTOR, 5,5KW/400V	0,00
6007006	6005071	TRANSFORMER	0,00
6007007		CIRCUIT BREAKER 6A REPLACES 10767	104,91
6007008		CIRCUIT BREAKER, 6A	42,28
6007009		CIRCUIT BREAKER, 1A	57,29
6007010		SAFETY SWITCH	159,44
6007011		MAIN RELAY REPLACES 10965	198,96
10050-03		CAPACITOR-WASH PIPE MOTOR	35,48
10050-04		CAPACITOR 3.0 UF	106,89
10054-01		PROTECTION, LEFT / RIGHT	41,64
10054-02		PROTECTION CLAMP, UP/DOWN	35,56
10054-03	10054-01	PROTECTION, RIGHT	0,00
10082-01		CONTACTOR, PUMP (LC1DT25B7) REPLACES 6007003	74,01
10311-01		BEARING FOR GD10	70,09
10510-01		BOILER COMPL. 440 V	3 078,00
10522-01		PISTON, DOORLOCK, UPPER	27,52
10539-01	10539	MAGNETIC VALVE 077NO	0,00
10540-01	10540	SOLENOID VALVE 124 NF	0,00
10547-01	21583	MAINS SWITCH, 4-P	0,00
10547-02	21583	4 POLE MAIN SWITCH	0,00
10565-01		CONDENSING UNIT, BOX	5 747,00
10565-04	22162	CONDENSING UNIT, BOX, 60 H	0,00
10565-05	22162	CONDENSING UNIT 60HZ CSA	0,00
10603-02	14131	OVERHEATING PROTECTOR, 95	0,00
10640-01		GRANULE VALVE WITHOUT FILT	2 538,00
10661-01		GASKET DY 14 / DI 10	1,93
10731-01	6005148	HOSE 8/6	0,00
10765-02		GLASSTUBE FUSE, 1,0 A	2,91
10831-01		HOSE CLAMP	52,80
10835-01		PUMP IMPELLER GD90 60HZ	795,62
10897-01	20990	CIRCUIT BREAKER 0,6 A	0,00
23295-01		MOTOR CABLING SMART	256,16
23295-02		MOTOR CABLING SMART (200/230VAC)	256,16
23996-1		STICKER DETERGENT	4,60
23996-2		STICKER RINSE AID	4,60
23996-3		STICKER SIGNALING CABELS	4,60
60300-02		LINK, LOWER, 223 MM	114,68
60408-01	25439	HOSE WIDE DRAIN 1.0 M	0,00

Documentation and software online

Nordisk Clean Solutions Service Web

for Authorised Service Partners

nordiskclean.com/members/gd-service/

Nordisk Clean Solutions Service Web is an online archive for documentation and software for machines/products from Nor:disk. Access is granted in two levels: Full and Limited Access.

Full Access

Full Access is granted to all Authorized Service Partners and lets you view and download documentation such as user and service manuals, spare part lists and software. To become an Authorized Service Partner, one or more service technicians must have completed the Nor:disk Academy™ Service Training.

Limited Access

Limited Access is the option for non-authorized companies, allowing only viewing and downloading of documentation.

Become an Authorized Service Partner

To become an Authorized Service Partner at Nordisk Clean Solutions, you must complete our service training in Nor:disk Academy™.

Sign up for one of our Nor:disk Academy™ Service Training events in Sweden, France or Germany. Courses are held in Swedish/English/German and French.

Read more and register online, or email ts@nordiskclean.com for more information.

Sign up for Nordisk Clean Solutions Academy online.
Go to nordiskclean.com/nor-disk-academy or scan QR



NOR:DISK
CLEAN SOLUTIONS