

PRICE LIST

2024-01-01.

SPARE PARTS

VALID AS OF JANUARY 1, 2024 (EUR)



CONTENT.

POWERGRANULES®	2
TOOLS	4
WATER SOFTENER	4
SERVICE KITS	5
NOZZLE KITS	9
SPARE PARTS	10



POWERGRANULES®



		PART NO.	PRICE (EUR)
POWERGRANULES®	10 litres	22633	293
POWERGRANULES®	20 litres	22634	555
POWERGRANULES BIO®	10 litres	26602	293



SPARE PARTS.

Nordisk Clean Solutions works solely with authorised service companies and has one or more local partners on all markets in which we operate. See the separate price list for prices for spare parts for each market.

Contact us for more information on service companies in your area, and for a current price list for spare parts.



POWERGRANULES®

PowerGranules® are specially designed for use in Granuldisk machines. They make your pans and containers visibly and hygienically clean. PowerGranules® are made of a plastic which has been tested and approved for contact with food. The unique mix of sizes and the composition of the material give you an exceptional removal rate and clean products which shine. The fact is, after using PowerGranules for a time your pans and containers will shine like new.



POWERGRANULES BIO®

PowerGranules BIO is biobased and made from three main ingredients: calcium salt, rapeseed oil, and a combination of biodegradable esters. Its special composition gives it the right characteristics; hard enough to remove even baked-on food, but soft enough not to harm your cookware - and, of course biodegradable.


PowerGranules BIO is in full compliance with the EU requirements for use in contact with food, and harmless in case of ingestion.



MAINTENANCE.

Our machines are designed to be cleaned simply and efficiently. That's because we know the importance of daily cleaning for optimal wash results. It's every bit as important to make sure that the machine is maintained with regular servicing, ensuring simple and worry-free use and extending the service life of your machine.

Does any part of your machine need to be replaced? We guarantee spare part availability for at least 10 years once the model has been taken out of production.



EN - SURCHARGE



To cope with the current cost volatility of raw materials such as stainless steel, electronic components, plastics, etc., we adopt a system of surcharges that may be added to or deducted from the current price list on a monthly basis depending on cost development. On the 15th of every month, we will inform you about the coming month's surcharge rate, if any. The surcharge may vary between different products. With this, we hope to keep the impact of the cost increase to a minimum throughout the sales channel.



CONTACT.

Nordisk Clean Solutions
Jägershillgatan 13
SE-213 75 MALMÖ, SWEDEN
Tel. +46(0)40 671 50 60
ts@nordiskclean.com
nordiskclean.com

TOOLS.

	#	PART NO.	PRICE (EUR)
 <p>PLIER FOR OETIKER CLAMP (FLEXI NOZZLES) For Oetiker clamp 20,9-14,1 7 mm artikel (25171)</p>	1 pcs	25505	55,72
 <p>MITRE SHEARS, FOR GASKET.</p>	1 pcs	26529	112,80






WATER SOFTENER.

A high-performance, compact commercial water softener. Ideal for applications where space is limited. Durable, compact cabinet design. Dual tank: This means you are guaranteed a 24/7, continuous and uninterrupted supply of soft water. Non-electric: By using the energy of moving water, there is no need for any electric installation. The unit is suitable for applications with both hot and cold water. Temperature range 2 - 65°C.








	PART NO.	PRICE (EUR)
WATER SOFTENER	20197	2 520

SERVICE KITS.

		#	PART NO.	MATERIAL ONLY PRICE (EUR)
	SERVICE KIT 1 GRANULE MAXI/GD 900, S/N 0710001-36 SPRAY NOZZLES		20032	233,00
	20021	Wash nozzle GD 900 cpl 36	1 pcs	
	11772	Seal, left door GD 900	1 pcs	
	18070	Seal Granule valve	1 pcs	
	19919	Cabin seal 4250 mm	1 pcs	
	60477	O-ring 19,2 x 3,0	1 pcs	
	10930	O-ring 39,2 x 3,0	1 pcs	
	SERVICE KIT 2 GRANULE MAXI/GD 900, S/N 0710001-36 SPRAY NOZZLES		20033	455,00
	20032	Service kit 1 900/32 nozzles, see content above	1 pcs	
	13131	Slide bearing	4 pcs	
	18056	Y-coupling for 1/2 hose 17 mm	1 pcs	
	18270	Hose D51 L345	2 pcs	
	18271	Hose D51 L415	2 pcs	
	6005171	Hose clamp 12-22, 9 mm	3 pcs	
	11404	Hose clamp 50-70, 12 mm	8 pcs	
	10905	Hose clamp 16-25, 9mm	3 pcs	
	26361	Y-coupling for 3/4 hose, D19	1 pcs	
	24657	Instructions - Service kit without rinse nozzles	1 pcs	
	SERVICE KIT 3 GRANULE MAXI, S/N 930001 - 930926, GRANULE MAXI S/N 940001 - 940215		20046	756,00
	20033	Service kit 2 Granule Maxi/GD900 S/N 0710001-36 nozzles, see content above	1 pcs	
	20596	Level sensor compl.	1 pcs	
	22758	Level sensor with cap	2 pcs	
	20019	Rinse nozzles GD900GTx16 - 120°	1 pcs	
	SERVICE KIT 3 GRANULE MAXI, S/N 940216 -		20138	872,00
	20033	Service kit 2 Granule Maxi/GD900 S/N 0710001-36 nozzles, see content above	1 pcs	
	20596	Level sensor compl.	1 pcs	
	22758	Level sensor with cap	2 pcs	
	20130	Rinse nozzles Maxi x20 - 90°	1 pcs	
	SERVICE KIT 1 GRANULE COMBI/GANULE GASTRO/GD 700		20009	46,00
	10930	O-ring 39, 2 x 3,0	1 pcs	
	11594	Rubber seal, Granule damper	1 pcs	
	5321	O-ring 34,2 x 3 NBR	3 pcs	
	5360	O-ring Ø 12,3 x 2,4	2 pcs	
	6005034	O-ring 17,3 x 2,4	1 pcs	
	25338	Nord-lock washer	1 pcs	

SERVICE KITS.

		#	PART NO.	MATERIAL ONLY PRICE (EUR)	
	SERVICE KIT 2 GRANULE COMBI/GRANULE GASTRO/GD 700		20010	216,00	
	20009	Service kit 1/700 sn 0001, see content previous page			1 pcs
	19919	Cabin seal 4250 mm			1 pcs
	5600	Spring 1,5 x 15 x100			1 pcs
	101044	Nozzle, plastic			19 pcs
	20685	Back seal			1 pcs
24657	Instructions - Service kit without rinse nozzles	1 pcs			
	SERVICE KIT 3 GRANULE COMBI/GRANULE GASTRO		20047	672,00	
	20010	Service Kit 2 Granule Combi/Granule Gastro/GD700, see content above			1 pcs
	20596	Level sensor compl.			1 pcs
	22758	Level sensor with cap			2 pcs
	5686	Support roller Ø70			4 pcs
	11742	Bushing for roller			4 pcs
	26594	Screw MC6S M6x30			1 pcs
	26593	Bushing, down holding wheel			1 pcs
	26552	Wheel, holding down Ø70			1 pcs
	20014	Rinse nozzle kit inner 120°x6			2 pcs
	SERVICE KIT 1 GRANULE SOLO/GRANULE SMART		20034	96,00	
	10930	O-ring 39,2 x 3,0			1 pcs
	11594	Rubber seal, Granule damper			1 pcs
	5321	O-ring 34,2 x 3,0			1 pcs
	5360	O-ring 12,3 x 2,4			2 pcs
	6005034	O-ring 17,3 x 2,4			1 pcs
	22946	Seal, lower door			1 pcs
	25447	Door seal (Solo/Smart vertical)			2 pcs
	21488	Sealing upper door			1 pcs
	25338	Nord-lock washer			1 pcs
	SERVICE KIT 2 GRANULE SOLO/GRANULE SMART		20035	144,00	
	20034	Service kit 1, Granule Solo/Granule Smart, see content above			1 pcs
	5600	Spring 1,5 x 15 x 100			1 pcs
	101044	Nozzle, plastic			12 pcs
	SERVICE KIT 3 GRANULE SOLO/GRANULE SMART		20048	567,00	
	20035	Service kit 2 Granule Solo/Granule Smart, see content above			1 pcs
	5686	Support roller Ø70			4 pcs
	11742	Bushing for roller			4 pcs
	26552	Wheel, holding down Ø70			1 pcs
	26593	Bushing, down holding wheel			1 pcs
	26594	Screw MC6S M6x30			1 pcs
	21576	Rinse nozzle DAW 1235 B1			12 pcs
	22758	Level sensor with cap			2 pcs
	20596	Level sensor compl			1 pcs







SERVICE KITS.

		#	PART NO.	MATERIAL ONLY PRICE (EUR)
	SERVICE KIT 1 GRANULE FLEXI/GD 600, S/N 252- 6000075 Main seal, Granule valve 6005035 Radial seal 19919 Cabin seal 4250 mm 6001121 Central seal GD 600 6001122 Wash nozzle, compl. 6005012 O-ring 9,3 x 2,4 60477 O-ring 19,2 x 3,0 60460 O-ring 15,3 x 2,4 14515 Swivel connector	1 pcs 3 pcs 1 pcs 1 pcs 8 pcs 2 pcs 2 pcs 2 pcs 2 pcs	20016	315,00
	SERVICE KIT 2 GRANULE FLEXI/GD 600, S/N 252- 20016 Service kit 1/600 sn 0252-, see content above 6005021 Wash hose GD 600-li, L=850 11404 Hose clamp 50-70, 12 mm 6005148 Hose 8/6 (2m) 13925 Tube upper 24657 Instructions - Service kit without rinse nozzles	1 pcs 2 pcs 4 pcs 1 pcs 1 pcs 1 pcs	20011	483,00
	SERVICE KIT 3 GRANULE FLEXI 20011 Service kit 2 Granule Flexi/GD600 S/N 252-, see content above 22758 Level sensor with cap 20596 Level sensor compl. 20018 Rinse nozzle kit 9502x4 20013 Rinse nozzle kit outer 90°x4 20014 Rinse nozzle kit inner 120°x6	1 pcs 2 pcs 1 pcs 2 pcs 1 pcs 1 pcs	20049	672,00
	SERVICE KIT 1 GD 900, S/N 983-0709XXX, 24 SPRAY NOZZLES 10977 Wash nozzle 11772 Seal left door GD 900 18070 Seal Granule valve 19919 Cabin seal 4250 mm 10930 O-ring 39,2 x 3,0 60477 O-ring 19,2 x 3,0	24 pcs 1 pcs 1 pcs 1 pcs 1 pcs 1 pcs	20024	322,00
	SERVICE KIT 2 GD 900, S/N 983-0709XXX, 24 SPRAY NOZZLES 20024 Service kit 1 900/24 nozzles, see content above 13131 Slide bearing 18056 Y-coupling for 1/2 hose 17 mm 18270 Hose D51 L345 18271 Hose D51 L415 6005171 Hose clamp 12-22, 9 mm 11404 Hose clamp 50-70, 12 mm	1 pcs 4 pcs 1 pcs 2 pcs 2 pcs 3 pcs 8 pcs	20025	531,00
	SERVICEKIT 1 GD 900, S/N -982 10646 Rubber mat, Granule valve 11772 Seal, left door GD 900 29919 Cabin seal 4250 mm 10977 Wash nozzle	1 pcs 1 pcs 1 pcs 24 pcs	19080	271,00

SERVICE KITS.

		#	PART NO.	MATERIAL ONLY PRICE (EUR)
	SERVICE KIT 2 GD 900, S/N -982 19080 Service kit 1/900 sn 0001-0982, see previous page 13140 Wash hose GD 90/GD 900, L=1800 13142 Wash hose GD 90/GD 900, L=460 13131 Slide bearing 11404 Hose clamp 50-70, 12 mm	1 pcs 2 pcs 2 pcs 4 pcs 8 pcs	19081	689,00
	SERVICE KIT 1 GD 90, S/N 0360-2222 10533 Rubber seal, 15 x 15 19919 Cabin seal 4250 mm 10646 Rubber mat, Granule valve 10977 Wash nozzle 10038 Wash pipe bearing, upper	1 pcs 1 pcs 1 pcs 24 pcs 4 pcs	19082	277,00
	SERVICE KIT 2 GD 90, S/N 0360-2222 19082 Service kit 1/90 sn 0360-2222, see content above 13140 Wash hose GD 90/GD 900, L=1800 13142 Wash hose GD 90/GD 900, L=460 11404 Hose clamp 50-70, 12 mm	1 pcs 2 pcs 2 pcs 8 pcs	19083	675,00
	GRANULE MAXI/GD 900 BEARING, DAMPER SHAFT 18005 Bearing, damper shaft, left 18006 Bearing, damper shaft, right 10930 O-Ring 39.2 x 3.0 60477 O-Ring 19.2 x 3.0	1 pcs 1 pcs 2 pcs 1 pcs	20001	84,20
	WASH NOZZLE 36 19312 Wash nozzle 19551 O-ring 20,0 x 2,0 NBR70	36 pcs 36 pcs	20021	204,13
	RINSE KIT GRANULE FLEXI/GD 600, S/N 252- 12306 Washer BRB 10,5 x 22 13915 Coupling 90 1/4 6005148 Hose 8/6 14553 Coupling 90 6/8 14554 Bushing 1/4-1/8 int/ext 13925 Hose, 10/8	2 pcs 2 pcs 2 m 2 pcs 4 pcs 1 pcs	20012	60,33

NOZZLE KITS.

	#	PART NO.	PRICE (EUR)
 <p>RINSE NOZZLE 90° 20013 Nozzle 90° (RF DAW 1118 B1) GD 600 S/N 0001-0251, GD600 S/N 1266-xxxx, Granule Flexi</p>	4 pcs	20013	109,82
 <p>RINSE NOZZLE 120° 20014 Nozzle 120° (RF DAW 1118 B1) GD 600 S/N 0252-xxxx, Granule Flexi GD 700 S/N 0001-xxxx, Granule Gastro, Granule Combi</p>	6 pcs	20014	124,02
 <p>RINSE NOZZLE FLAT 20018 Nozzle Flat (RF JAV 0780 B1) Granule Flexi</p>	4 pcs	20018	84,24
 <p>RINSE NOZZLE 120° 20019 Nozzle 120° (RF DAW 1370 B1) GD 900 S/N 0001-xxxx Granule Maxi, S/N 930001 – 930926, Granule Maxi S/N 940001 – 940215</p>	16 pcs	20019	507,01
 <p>RINSE NOZZLE 90° 20130 Nozzle 90° (RF DAW 1188 B1) Granule Maxi, S/N 940216 -</p>	20 pcs	20130	538,44
 <p>RINSE NOZZLE 120° 21576 Nozzle (DAW 1235 B1) Granule Solo, Granule Smart sold per piece</p>	1 pcs	21576	33,74

SPARE PARTS.

PART NO.	REPLACED BY	NAME	PRICE (EUR)
5004		SHAFT-SEAL 30/38 X 3,5	58,38
5006	12303	WASHER A2-RB 6,4X12	0,00
5008	12305	WASHER A2-RB 8,4X16	0,00
5009	12306	WASHER A2-RB 10,5X22	0,00
5018	28347	NUT M6M M4 LOCKING REPLACED WITH 28347	0,00
5019	12203	NUT M6M M6	0,00
5020	12230	NUT M6M M8 LOCKING	0,00
5034		SCREW M6S M6X40	2,25
5044		SCREW MFX M4X8	1,16
5049		SCREW S6SS M4*8	4,10
5056		AUXILIARY RELAY 24VDC 40.	94,02
5105	11270	WATER FILTER	0,00
5112	19671	DRAIN VALVE WITH HANDLE	0,00
5115	5116	NUT M6M M5 LOCKING	0,00
5116		NUT M6M M5 LOCKING, REPLACES 12202	2,55
5126	14496	SCREW MC6S M10X30	0,00
5143		NUT M6M M6 LOCK	2,32
5166		ADAPTER D32/D50	31,23
5169	21946	WASHER 3.2X6X0.5	0,00
5170		NUT M6M M3	1,15
5200		WASHER, 5,3X15X1,2 A2	1,76
5225		SAFETY SWITCH STEUTE ES 4	383,72
5227	12193	SCREW M6S M6X30	0,00
5242	12213	NUT M6M M10 LOCKING	0,00
5304		DRIVE MOTOR, 40W, 230V IN	921,18
5305		GEARBOX, 9H-180EBN	1 185,00
5311	13076	CAPACITOR 2 MF 400VAC	0,00
5321		O-RING 34,2X3 NBR	2,86
5357		O-RING 149,2X5,7	36,51
5359	60461	O-RING O 54,5 X 3	0,00
5360		O-RING O 12,3X2,4	2,86
5422		SCREW MC6S M6X80	1,26
5425	6005092	HOSE CLAMP S/S 32-50	0,00
5445		O-RING 42,3X3	4,10
5466	10816	BUSHING BRASS	0,00
5469	12308	WASHER A2-RB 17X30	0,00
5470		SPRING 1,5X7X55	48,44
5487		SAFETY SWITCH STEUTE	844,35
5496		V-RING V-16A	22,34
5497	12253	BOLT MRX M4*12	0,00
5509		SCREW MC6S M6X50	2,32
5515		CONTACT ELEMENT	79,00
5516		BUTTON	282,17
5519		NUT M6M M3 LOCKING	1,79
5574		MAGNET SENSOR ELOBAU 15083	592,48
5575		MAGNET ELOBAU 300776	110,87
5584	12146	BOLT MC6S M8X25	0,00
5596		PENDULUM FZB M10X120	7,71
5600		SPRING, 1,5X15X100	23,76
5614	6005046	SLEEVE R1/2 BRASS	0,00
5616		ANGLE G1/2 90°	9,57
5619	6005057	NUT 3/4 G20	0,00
5621		T-PIPE 1/2	41,64
5626		O-RING 5,3 X 2,4 MM VITON	4,06

PART NO.	REPLACED BY	NAME	PRICE (EUR)
5629	11540	GASKET FOR PUMP SHAFT, WI	0,00
5633	5300	LOWERING VALVE N/C 101 22	0,00
5669		WHEEL PLASTIC °125MM	29,14
5673	6005034	O-RING 17,3X2,4	0,00
5682		SEAL M12	5,05
5686		SUPPORT ROLLER °70	16,36
5731		SAFETY SWITCH	610,64
5782	24106	SOLENOID VALVE 1/2	0,00
10023		MOTOR COUPLING	99,46
10032		THERMOMETER	61,59
10033	14476	CABIN SEAL 4150 MM	0,00
10034	20019	RINSE NOZZLE	0,00
10035		END CAP, TROLLEY	3,37
10036		END STOP, 25MM	0,77
10037	28517	BEARING, CABIN AXLE	0,00
10038		WASH PIPE BEARING, UPPER	14,52
10044	11375	DRAIN VALVE	0,00
10045	13712	SOLENOID VALVE 3/4	0,00
10048		BALL COUPLING M6	11,28
10050		WASH PIPE MOTOR GD90	1 258,00
10054		PROTECTION CLAMP, COMPL.	139,88
10055	20143	COMPRESSION GLAND	0,00
10056		O-RING, 29,2X3,2	2,89
10058		HOSE CLAMP E24	2,86
10059		HOSE CLAMP 23-35	12,50
10060		FINAL RINSE HOSE L=780	43,82
10061		FOOT	45,19
10063		HOSE 90/100	26,28
10064		HOSE CLAMP 90/110 9MM	8,34
10068		PLUG 1/8	2,86
10082		CONTACTOR, ELEMENT (LC1D112B7) REPLACES 18367	94,59
10143		ANGLE PIPE	1 413,00
10195		SEAL	64,42
10214		BEARING, INCL. O-RING	179,16
10240	19825	MOTOR BRACKET	0,00
10241		ARM	178,03
10242		INTERMEDIATE SHAFT	50,93
10270	23709	LAMP, COMPL. WHITE GD 90	0,00
10271		LAMP 2W 30V/100MA	15,49
10273	21122	TWO POSITION SWITCH	0,00
10274	22902	THREE POSITION SWITCH	0,00
10275	21123	BUTTON	0,00
10287	22758	LEVEL SENSOR	0,00
10302		FRAME MOUNTING	112,70
10303		HINGE	399,50
10307		HINGE AXLE	34,29
10334		BEARING HOUSING	53,76
10348		LINK SYSTEM	465,91
10368		CATCH LEVER, TROLLEY	86,76
10369	11284	WHEEL	0,00
10370	21544	WHEEL, REAR	0,00
10377		UPPER LOCKING DEVICE	211,17
10378		LOWER LOCKING DEVICE	211,17
10390		GASKET, UPPER	85,70
10393	11238	INLET COUPLING, WASH PIPE	0,00

PART NO.	REPLACED BY	NAME	PRICE (EUR)
10394	11382	CLAMP RING, WASHPIPE	0,00
10395	11237	INLET COUPLING, V-PIPE	0,00
10399		PISTON, GRANULE VALVE	82,80
10416		PUMP GASKET, GD90	14,34
10417		GASKET, STEAM-ELEMENT	18,12
10428		SPACER-LOWER	11,44
10432		MECHANIC SEAL, PUMP	580,02
10440		LOCK MOUNTING, LOWER	155,38
10447		CAP FOR CONDENSE UNIT	174,67
10448		CABIN FOR CONDENSE UNIT	1 213,00
10449		CONDENSE COOLER	1 233,00
10456		LOCK MOUNTING, UPPER	300,89
10463		CYLINDER MOUNTING	126,98
10485		LINK BEARING	39,35
10489		GASKET, PISTON	37,71
10490		PRESSURE SPRING	69,46
10500		COVER PLATE, PLASTIC	2,86
10502	13352	PVC PIPE 90 °	0,00
10507		PUMP, 5.5 KW REPLACES 19404	5 282,00
10510		BOILER, COMPLETE	4 778,00
10512		HEATER, 13 KW, INCL. BO	358,99
10513	10529	LEVEL SENSOR + PLASTIC SEAL	0,00
10515	11381	LOCK DEVICE V-PIPE	0,00
10516		DRAIN ARM	332,79
10518	60415	HOSE CLIP 50-70 9MM	0,00
10520		CYLINDER	103,80
10521		COUPLING M5, SMALL	2,86
10522		PISTON, DOORLOCK, LOWER	30,19
10523		GASKET	21,43
10527		RETAINING RING	37,05
10528		RINSE PIPE COMPL.	1 576,00
10529	22758	RINSE TANK LOWER STEAM (SEE "ALERT" ON ITEM.NR 10529)	0,00
10532		RUBBER SEAL WINDOW GD90-I	48,75
10533	11772	RUBBER SEAL, 15X15	0,00
10536		LOCK MOUNTING, COMPL.	163,33
10537		BALL BEARING, STAINLESS	20,68
10539		SOLENOID VALVE, NO	219,98
10540		SOLENOID VALVE, NF	285,08
10541		CONNECTOR 90,1/8 OUT	9,26
10542		COUPLING M5, LARGE	6,00
10543		COUPLING CROSS	27,86
10544		DOOR SENSOR	174,22
10547	21583	MAINS SWITCH, 3-P	0,00
10554		CABLE GLAND PG 21	6,56
10555		BUSH R10 X R8	3,12
10556		CABEL CONNECTOR	6,23
10559		SEAL, INLET, COND.FAN	33,63
10562		PLATE, OUTLET	202,97
10563		SEAL, OUTLET, COND.FAN	34,37
10564		NET, OUTLET	32,39
10591		RUBBER BAND, GD 205	17,43
10602	14087	THERMOSTAT 30-90 GR	0,00
10603	14130	OVERHEATING PROTECTOR, 87	0,00
10623		MAIN WASTE FILTER	931,83
10637		HOSE CLAMP 190-210	17,84
10638		PISTON ROD, GD90II	504,21
10640		GRANULE VALVE, COMP. 90II	4 086,00
10642		CYLINDER	1 433,00
10645		FILTER COVER	1 879,00
10646		RUBBER MAT, GRANULE VALVE	58,07
10659		CONNECTOR STRAIGHT 1/8 OUT	5,41
10660		FLANGE	10,21

PART NO.	REPLACED BY	NAME	PRICE (EUR)
10661		WASHER	2,86
10662		FILTER	4,72
10668		BEARING SEATING	85,35
10669		PISTON BEARING	21,31
10670		TOP COVER STD & KOND	1 337,00
10677		GUIDE FOR CASSETTE	138,52
10680		GD952 DIVIDER	334,70
10692		SPACING SLEEVE, S-CASSETT	41,00
10693		WHEEL FOR S-CASSETTE	22,63
10704		LINK A	70,73
10705		LINK B	70,73
10706	13142	HOSE 50, L=350	0,00
10707	13142	HOSE 50, L=390	0,00
10708	13140	HOSE 50, L=1560	0,00
10709	13140	HOSE 50, L=1710	0,00
10711		CONNECTOR STRAIGHT 1/8 IN	7,63
10715		O-RING, 49,5X3,0	2,86
10717		O-RING, 24,3X3,0	2,86
10725		DISTANCE PIPE, GD10	15,15
10727		SPRING FOR GD10	29,67
10731		HOSE 6/4 REPLACES 11563	3,34
10739		KNOB, G-VALVE	68,66
10742	20195	MAGN. VALVE, STEAM	0,00
10746	13320	OUTLET PIPE, COND. UNIT	0,00
10747		RUBBERSEAL, WINDOW GD90-II	40,87
10748		GASKET, CYLINDER MOUNTING	11,44
10751		SPINDLE	72,62
10752		VALVE DRUM	830,56
10753		VALVE PLATE	522,96
10760	11656	DIVIDER, PUMP	0,00
10762	10762-01	RELAY, WASH- AND RINSE	0,00
10764		CIRCUIT BREAKER, F2 3X20A	132,07
10767	6007007	CIRCUIT BREAKER, F3 2X10A	0,00
10768		MOTOR SAFETY CUTOOUT 9-14A	182,39
10769	6005071	TRANSFORMER, 400V	0,00
10770		WATER FILTER, COMPLETE	27,86
10772		DOOR, RIGHT, COMPLETE, GD90	7 637,00
10773		HINGE, COMPLETE, GD90	351,81
10774		WASH PIPE BEARING, COMPLETE	114,38
10775		INLET COUPLING, RINSE, COMPLETE	200,61
10776		DOOR LOCK, UPPER	156,62
10777		DOOR LOCK, LOWER	156,62
10779		WALL PLATE, CASSETTE	30,19
10812		COUPLING 90, 22XR20 OUT	26,84
10813		COUPLING 90, 22XR20 IN	74,07
10827	11269	HANDLE, TROLLEY	0,00
10831		PIPE CLAMP, RINSE PIPE	44,93
10832		BOILER, STEAM	5 348,00
10835		PUMP IMPELLER, GD90	784,85
10847		CONTACTOR 4KW 380/415V	72,11
10883		EXCHANGE KIT, 90K - 90S	3 586,00
10885	21122	KNOB, 2-WAY SWITCH	0,00
10887	21123	PRESS BUTTON, START	0,00
10888	22902	BRACKET, 3 POSITION VALVE	0,00
10889	22902	KNOB, 3-WAY SWITCH	0,00
10894	23712	LAMP, COMPL. RED GD 90	0,00
10895	23711	LAMP, COMPL. YELLOW GD90	0,00
10901		PUMP HOUSING SEAL, GD90	77,16
10904	10507	PUMP HOUSING LID, 265	0,00
10905		HOSE CLAMP 16-25	4,29
10907		CYLINDRICAL PIN	5,15
10915	21583	KNOB, MAIN SWITCH	0,00
10916	21583	MAIN SWITCH WITHOUT KNOB	0,00

PART NO.	REPLACED BY	NAME	PRICE (EUR)
10917		HOSE CONDENSE 12/10	9,36
10923		PUMP, 5.5 KW, 440 V, 60HZ	6 280,00
10925		FOOT MARINE	158,52
10930		O-RING, 39,2X3,0	2,86
10947		COUPLING 12/10 1/4 OUT	11,20
10965	6007011	LINE CONTACTOR	0,00
10977		WASH NOZZLE	7,30
10980		GUIDES FOR S-CASSETTE NB! NOT CASSETTE	1 638,00
11046		MEMBRANE, M.V.BÜRKERT 3/4	261,89
11079		PROBE	17,73
11081		O-RING, 3,1 X 1,6	0,43
11082		SEAL, COND.FAN	9,89
11083		BUSH, M-VALVE, 3/4	237,70
11084		BRACKET,,UPPER DOOR	292,14
11085		DIM - 1	125,48
11158		COUPLING 90 INCL. THROTTL	41,84
11172		COVER PLATE, TOP	79,64
11178		BLOCK FOR MAG.VALVES	1 048,00
11180		COUPLING 90° 12/10- 3/8	12,15
11183		BUSHING 3/4- 3/8	8,76
11185		SLEEVE 3/8	5,62
11193		NIPPLE, DEARATOR	103,42
11194		DEARATOR, COMPLETE, GD90	1 012,00
11198		COUPLING 22 X 1 INT	27,79
11199		BUSHING 3/4 - 1	14,65
11216		L-PIPE	11,58
11217		ONE WAY VALVE 1	118,01
11218	20904	BACK FLOW PROTECTION VALVE	0,00
11237		INLET RINSE PIPE REPLACES 10395	90,25
11238		INLET SPRAYPIPE REPLACES 10393	72,62
11239		GD971 TROLLEY	4 778,00
11261	23710	LAMP, COMPL GREEN GD90	0,00
11279		PUMP CSA 575V/60HZ	6 715,00
11283	21544	WHEEL - BACK	0,00
11284	21541	WHEEL, TROLLEY, FRONT REPLACES 10369	0,00
11317		DRAIN DVGW	207,09
11375		DRAIN VALVE 1 1/2 REPLACES 10044	81,01
11381		NUT M24X1,5 REPLACES 10515	41,84
11382		NUT M50 X1,5 REPLACES 10394	37,79
11398		ANGEL 90 3/4 IN/IN	11,39
11399		HOSE NIPPLE 3/4-20	19,25
11402	25252	WASH PUMP P 65-20	0,00
11404		HOSE CLAMP 50-70 12MM	8,32
11405		HOSE CLAMP 60-80 12MM	8,52
11406		HOSE CLAMP 100-120 12MM REPLACES 6005112	11,56
11419	21317	GASKET 3/4	0,00
11456	14951	PUMP WHEEL P65-20	0,00
11508		RINSE PIPE	336,20
11522		BEARING, SPRAY PIPE	79,23
11523		LOCKING ARM	45,27
11525		WASHER	6,28
11528		GUIDE SEAL	39,45
11534		DOOR COVER LOWER LEFT	41,35
11535	14017	DOOR COVER LEFT UPPER	0,00
11536	14665	DOOR COVER RIGHT LOWER	0,00
11537	14666	DOOR COVER RIGHT UPPER	0,00
11539	19481	BOOSTER PUMP PQ 60 3-PHASE	0,00
11543		MAGNETIC VALVE 3/8 16-BAR	446,89
11544		RUBBER DAMPER	26,23
11548	21930	COUPLING 6/4 1/8	0,00
11549		SLEEVE 1/8	2,86

PART NO.	REPLACED BY	NAME	PRICE (EUR)
11560		BASE SIEVE	61,29
11563	10731	HOSE 6/4 PTFE NATUR	0,00
11566		ADHESIVE PANEL	395,62
11568	25234	HOSE HOOD CYLINDER	0,00
11570		GUIDE BLOCK	47,72
11571		SAFETY PIN FOR HOOD	159,58
11575		MAGNETIC ALARM CONTACT	102,81
11586		L-PROFILE FOR WATER TRAP LEFT	115,71
11587		L-PROFILE FOR WATERTRAP RIGHT	115,71
11593		HOLDER FOR RUBBER SEALING	39,95
11594		RUBBER SEAL, GRANULE DAMPER	66,01
11597		SPRING 2X20X90	37,66
11598		COMPRESSOR FITTING	136,88
11599		NIPPEL 1/2- 3/8	6,02
11601		SECURITY VALVE	265,04
11608	13811	HINGE GD900	0,00
11609	13811	SHAFT HINGE	0,00
11612		DOOR HANDLE	485,88
11618		DRAINING PIPE	177,15
11628		SLEEVE	120,12
11653	19550	WASH PIPE	0,00
11665		GASKET, CONDENSING UNIT	17,91
11667		NOZZLE HOLDER	391,44
11742		BUSHING FOR ROLLER	10,95
11771		GASKET, CONDENSING NOZZLE	15,72
11772		MIDDLE SEAL, LEFT DOOR REPLACES 10533	33,00
11779		COUPLING, MOTOR-SHAFT	42,84
11796		BOX FOR CONTROL PANEL	245,32
11799		CRUSH PROTECTION BRIDGE	310,56
11806	13751	OVERFLOW COMPLETE	0,00
11810		FINAL RINSE PIPE COMPLETE	891,90
11811		BOOSTER PUMP COMPLETE	1 057,00
11813		CRUSH PROTECTION COMPLETE	466,57
11814		TOP SPRAY PIPE COMPLETE	1 173,00
11815		GRANULE DAMPER	497,01
11816		TORQUE SENSOR	63,94
11818		MAGNETIC VALVE COLD WATER	741,66
11819		MAGNETIC VALVE, HOOD LOWERING	381,87
11822		HOSE	8,60
11824	6005157	HOSE HOT WATER 1200MM	0,00
11825		HOSE RINSE BOILER (2300MM)	82,42
11826		HOSE, RINSE AGENT	20,95
11841		SEAL, CONTROL PANEL	43,20
11898		BEARING DAMPER SHAFT FRONT	30,19
11899		BEARING DAMPER SHAFT REAR	30,19
11906		DRAIN PIPE FRONT	133,63
11917	18547	LEVELING FOOT	0,00
11923		CONDENSING UNIT NOZZLE	378,43
11924		REDUCER 1/2 - 3/8	4,90
11926		INSTALLATION HOSE 3/4 L=53	83,59
11988		CYLINDER COMPLETE	1 744,00
11990		HOSE	2,86
11996		CONTACTOR 25A 230V REPLACES 11997	80,52
11997	11996	CONTACTOR 9A 230V	0,00
11998		RELAY 230V	64,94
11999		TRANSFORMER 230/24 VDC	808,79
12044		FOOT	33,51
12084		SCREW MELC6S M6X10	4,19
12093		SCREW MRX M4X20 REPLACES 5046	2,21
12095		SCREW M6S M6X25 REPLACES 5033	2,32
12100		SCREW M6S M5X8	1,79
12101		SCREW M6S M5X10 REPLACES 5276	2,21

PART NO.	REPLACED BY	NAME	PRICE (EUR)
12106		SCREW M6S M6X16 REPLACES 5032	1,68
12107		SCREW M6S M6X20 REPLACES 5289, 18043	2,86
12108		SCREW M6S M6X35	2,32
12110		SCREW M6S M8X16 REPLACES 5480	2,32
12111		SCREW, M6S M8X20 A2 REPLACES 5036	2,11
12115		SCREW M6S M8X50 REPLACES 5140	2,41
12119		SCREW M6S M10X30 REPLACES 5027	2,11
12120		SCREW, M6S M10X35 A2 REPLACES 5284	2,21
12121		SCREW M6S M10X40	2,11
12124		SCREW M6S M12X25	2,21
12139	22920	SCREW MC6S M6X12	0,00
12140		SCREW MC6S M6X16 REPLACES 5391	1,79
12141		SCREW MC6S M6X25	2,32
12158		SCREW MFS M5X60	4,47
12162		SCREW MCS M4X6	2,20
12184		SCREW MSK6SS A2 M5X6	2,20
12186		SCREW, MSK6SS M6X8	2,55
12187		SCREW, LKCS M5X12 A2	2,11
12188	22775	SCREW LKCS M6X12	0,00
12190	22777	SCREW LKCS M6X25	0,00
12193		SCREW M6S M6X30 REPLACES 5227	2,21
12194		SCREW MRX M4X10 REPLACES 5045	1,16
12201		NUT M6M M4 REPLACES 5017	0,67
12202	5116	NUT M6M M5 LOCK	0,00
12203		NUT M6M M6 REPLACES 5019	1,16
12205		NUT M10 REPLACES 5114	0,67
12206		NUT M12, REPLACES 5319	2,86
12207		NUT M6M M16, REPLACES 5234	3,03
12209	5018	NUT LOCKING SR M4	0,00
12213		LOCK NUT, M10 A2, REPLACES 5242	2,86
12230		NUT M6M M8 LOCKING, REPLACES 5020	2,41
12231		SCREW MT6SS M6X8	2,41
12233	22776	SCREW, LKCS M6X16	0,00
12237		SCREW M6S M5X16, REPLACES 5029	2,21
12247		SCREW M6S M5X45	2,33
12248		SCREW M6S M6X45	2,32
12255		SCREW MFT M4X12 A2	2,32
12302		WASHER, 5,3X10X1 A2	1,41
12303		WASHER 6,4X12X1.6 REPLACES 5006	2,86
12304		WASHER BRB 6,7X14X1	1,15
12305		WASHER BRB 8,4X16X1 REPLACES 5008	1,15
12306		WASHER BRB 10,5X22X REPLACES 5009	1,16
12307		WASHER 13X24X2	1,11
12308		WASHER BRB 17X30X3 REPLACES 5469	2,32
12321		CIRCLIPS SGA 19	4,06
12322		WASHER RB 6,4X18X1 REPLACES 5007	1,68
12331		POP RIVET 4.0X10.5	1,91
12338		WASHER, 10,5X28X6 A2	15,79
13020	14345	HEATER 16KW 400V	0,00
13035	13811	HINGE	0,00
13100		SPRAY PIPE MOTOR GD900	777,81
13105		FINAL RINSE HOSE 835MM REPLACES 6005018	29,39
13111		MAGNETIC VALVE BUS	188,26
13115		DEARATOR DVGW	697,80

PART NO.	REPLACED BY	NAME	PRICE (EUR)
13119	19550	SPRAY PIPE COMPLETE	0,00
13121		SLEEVE COUPLING	99,84
13122	19919	CABIN SEAL 4250MM	0,00
13125		SHAFT WITH ROD	75,67
13131		SLIDE BEARING	12,14
13132		LOCKING WASHER, 12	3,42
13140		WASH HOSE L=1800 REPLACES 10708, 10709	232,29
13141	13142	WASH HOSE L=310	0,00
13142		WASH HOSE L=460 REPLACES 10706, 10707	77,25
13147		FLOW RESTRICTOR	14,34
13149		HOSE 6/4 L=650	2,86
13154		CABLE GLAND PG36	55,55
13155		NUT PG36	6,48
13169		HOSE 10/8 PA11	7,02
13174		PANEL BOX COMPLETE	153,38
13175		LOCK ARM UPPER COMPL.	133,76
13176		LOCK ARM LOWER COMPL.	87,06
13177		DOOR RIGHT COMPLETE	2 826,00
13178	20741	DOOR LEFT COMPLETE	0,00
13179		FILTER	19,88
13192		RUBBER DAMPER	14,67
13193	13630	THERMISTOR	0,00
13194		WASH PIPE MOTOR, GD600 CSA	3 093,00
13199	20578	ROOF, PLASTIC REPLACES 14015	0,00
13202		HEATER 208V CSA	3 351,00
13203		AUTOMATIC FLOW CONTROL	214,39
13210	14134	FOOT	0,00
13214		BEARING PIPE	48,10
13221		CHAIN, SECURITY PEG	15,44
13230		RELAY 208V CONTACTOR 22KW 380/415V (208V)	747,90
13231		RELAY ELEM COLDWATER	170,55
13236	14345	HEATER 13/208V CSA GD90	0,00
13239		PUMP 208V/60HZ 5.5KW CSA	8 976,00
13264	21090	BOTTOM FRAME	0,00
13269		SEAL	33,96
13274		CASSETTE S	5 848,00
13275	21090	DIVIDER	0,00
13283		TEMPERATURE SENSOR KTY CO	262,43
13286		CLASP	74,29
13302		DOOR LEFT 8000 A	3 788,00
13311		DIVIDER COMPLETE, MULTICA	876,73
13317		NOZZLE EJEKTOR COMPL.	465,91
13320		HOSE 12/10 L=3600 REPLACES 10746	30,57
13321		HOSE DRAIN PIPE	131,58
13326		FILTER HOSE REPLACES 6001021	98,40
13344		BASKET STD	1 652,00
13350		SEAL	4,35
13352		PIPE BEND 90° REPLACES 10502	27,43
13353		PLASTIC PIPE	84,59
13387		CIRCUIT BOARD GD900/GD600	1 138,00
13394		SPRAY PIPE HOUSE GD600-1	2 175,00
13401		SEAL	8,11
13405		SHAFT NUT KM4	42,95
13409		BEARING	57,15
13410		CIRCLIP JV42	40,22
13419		EJECTOR	412,17
13434	14341	HEATER 9KW 400V 600PLUS	0,00
13442		TUBE HOLDER	11,61
13443		ROOF GD 600	461,29
13486		GD656 LID FOR GD651	258,52

PART NO.	REPLACED BY	NAME	PRICE (EUR)
13493		GD651 NET BASKET	660,92
13496		TOWBAR	54,86
13497		SHAFT	12,73
13498		SHAFT	16,02
13502		DRAIN CONNECTION	12,09
13503	6005152	DRAINPIPE	0,00
13504	6001209	HEATER RINSE GD600	0,00
13508		CONSTANT FLOW VALVE	218,70
13509		BEARING	11,28
13514		ANGLE 1/2-3/4 INV	30,57
13516		PANEL SEAL REPLACES 6000105	105,15
13517		RUBBER SEAL TO GLASS PANE REPLACES 6005039	99,03
13521		RUBBER SEAL TO GLASS PANE REPLACES 6000109	99,03
13523	14371	PUMP 400V/50HZ GD600 PLUS	0,00
13524	14378	PUMP 440V/60HZ GD600-III	0,00
13525	14595	PUMP 400V/60HZ GD600PLUS	0,00
13532		CIRCUIT BREAKER 25A REPLACES 18361	129,57
13533		CIRCUIT BREAKER 16A REPLACES 18360	129,57
13534		RC FILTER	88,64
13535		AUXILIARY RELAY 24V AC	49,37
13542		TOWBAR COMPLETE	106,81
13550	14342	HEATER 9KW/230V 600PLUS	0,00
13551	14343	HEATER 9KW/440V 600PLUS	0,00
13552		HINGE COMPLETE REPLACES 6001137	124,83
13555		SLEEVE PIPE COMPLETE REPLACES 6001020	552,56
13564		SLEEVE 3/4-3/4	8,60
13595		DOORSTOP COMPL.	3,09
13596	13811	HINGE COMPLETE	0,00
13597		INSTALLATION HOSE	86,17
13599		RUBBER SEAL BLUE COMPLETE	135,39
13601		GLASS PANE COMPLETE	522,78
13603		RUBBERSEAL BLACK COMPL.	158,15
13607	14328	HEATER 3/230V GD700	0,00
13609		PUMP MOUNTING	234,50
13619		SOLENOID VALVE 1/8	152,97
13630		TEMPERATURE SENSOR COMPL REPLACES 13193, 6005090	128,46
13631	14348	HEATER 16/575V CSA GD900	0,00
13632	14347	HEATER 16KW/400V GD900	0,00
13634		SKÖLJTANK UTAN ELEMENT GD900 001-490	3 592,00
13635		RINSE HEATER 575V	3 090,00
13643	14326	RINSE HEATER 208V CSA	0,00
13646		SOLENOID VALVE	169,43
13648	14664	DOOR COVER RIGHT LOWER GD6	0,00
13650		DOOR COVER LEFT LOWER GD60	138,63
13656	28660	REBUILD KIT PUMP REPLACES 6005103	0,00
13658	14349	HEATER 24/400V GD900	0,00
13659		GD970 MULTI CASSETTE S	5 521,00
13660		GD970 MULTICASSETTE	4 656,00
13661		GD941 GRANULE COLLECTORS	633,85
13683		STEAM HEATER GD 900	660,57
13684	14131	OVERHEATING PROTECTOR 105	0,00
13685	14130	OVERHEATING PROTECTOR 92D	0,00
13687		SPRAY PIPE MOTOR CSA GD900	3 069,00
13691	14344	HEATER 9KW 208V CSA	0,00
13692		RINSE TANK STEAM	3 635,00
13693	6001165	PUMP HOUSING GD600PLUS	0,00
13709		SPACING SLEEVE	46,56

PART NO.	REPLACED BY	NAME	PRICE (EUR)
13712	24108	SOLENOID VALVE 3/4 REPLACES 10045	0,00
13726		BUSHING	173,15
13727		BUSHING, HALF	138,52
13732		PIN, HINGE	12,27
13747		SPRING PLATE	59,69
13748		PLUG UPPER	18,81
13749	13751	PLUG LOWER	0,00
13750		BRACKET, SPRING	85,70
13751		OVERFLOW VALVE REPLACES 11806	150,93
13752		SPRING 1,8X9X50	23,99
13755		ANGLE 1/2 EXT-3/4 INT	15,44
13779		FINAL RINSE TUBE	473,63
13787		CONTACTOR, ELEM INCL FILT	158,97
13788		CONTACTOR, PUMP INCL FILT	166,29
13811		HINGE GD900 REPLACES 11608, 11609, 13596, 13035	108,94
13814		BRACKET, SOLENOID VALVE	70,62
13822		BANJO FITTING	6,00
13824		LINK SYSTEM	171,47
13825		RINSE TANK GD700	3 848,00
13831		HEATER RINSE GD700. REPLACES 11808	2 757,00
13833		COVER WASHER	6,77
13841		SPACER SLEEVE	34,29
13842		PIPE, STEM REDUCTION	463,80
13846		ANGLE 90 1/8 OUT/IN	4,85
13849		SPIRAL HOSE	186,88
13871		COPPER PIPE	77,45
13879		DRAIN PIPE GD 600	129,11
13887		INLET COUPLING	64,91
13892	14087	THERMOSTAT	0,00
13908		GUIDE	69,02
13915		COUPLING 90 1/4	9,59
13916		COUPLING 90-10/8 1/4	20,57
13917	19919	HOOD SEAL 2350MM (GD700)	0,00
13925		TUBE UPPER (0,3 M)	2,20
13928	20013	NOZZLE	0,00
13929	20014	NOZZLE	0,00
13930	20018	NOZZLE	0,00
13933		SPRAY PIPE COMPL.	1 152,00
13934		GRID	83,01
13935	14329	HEATER 9KW/400V	0,00
13936	14330	HEATER 9KW/230V	0,00
13937	14327	HEATER 3KW/400V	0,00
13939	14329	HEATER 9KW/400V	0,00
13940	14330	HEATER 9KW/230V	0,00
13941	14331	HEATER 440V	0,00
13942	14332	HEATER 9KW/208V	0,00
13943	14329	HEATER 9KW/400V	0,00
13944		HEATER 440V	449,52
13946		HEATER 9KW/208V	553,71
13947	14336	HEATER 16KW/400V	0,00
13948	14337	HEATER 16KW/230V	0,00
13949	14338	HEATER 440V/16KW	0,00
13950	19638	HEATER 16KW/575V	0,00
13951	14340	HEATER 24/KW/400V	0,00
13958		END STOP, TRAY	158,36
13972		WIDE DRAIN SEAL REPLACES 60198	144,60
13973		BRACKET, KEY BREAKER, RIGHT	72,58
13974		BRACKET, KEY BREAKER, LEFT	87,07
13975		BRACKET, DOOR SWITCH WITH LOCK	58,94
13976		BRACKET, DOOR SWITCH	55,15
13998		COUPLING, MOTOR - LINKAGE	64,12

PART NO.	REPLACED BY	NAME	PRICE (EUR)
14001	18306	SHAFT	0,00
14004		NUT M32X1,5	8,01
14015	13199	ROOF GD 900	0,00
14016	14666	DOOR COVER RIGHT GD 900	0,00
14017		DOOR COVER UPPER LEFT GD 900 REPLACES 11535	150,90
14027	14663	DOOR COVER RIGHT GD600-III	0,00
14028		DOOR CASING UPPER LEFT GD600-III REPLACES 13649	146,11
14032		CASSETTE GUIDE	622,95
14049	25381	MAIN SWITCH, ENCLOSED	0,00
14053	14425	OVERHEATING PROTECTOR 130	0,00
14054	13634	RINSE TANK GD 900	0,00
14056		DRAIN PIPE GD900	143,93
14058	25410	DOOR SWITCH	0,00
14059	25057	DOOR SWITCH WITH LOCK	0,00
14060		KEY, DOOR SWITCH	87,98
14087		THERMOSTAT WITH KNOB REPLACES 10602, 13892	62,47
14092		HOSE	129,35
14103	19826	ARM	0,00
14110		WHEEL HOUSING	11,73
14111		WHEEL CASSETTE	24,98
14113	21838	GD60 SCRAPER	0,00
14116	20968	LEFT FRONT COVER PLATE GD900	0,00
14121		COVER PLATE, FRONT CENTRAL	525,59
14127		COVER PLATE, FRONT LEFT	1 288,00
14129	14326	HEATER RINSE COMPL. 230V	0,00
14130		OVERHEATING PROTECTOR 97 REPLACES 10603, 13685	91,51
14131		OVERHEATING PROTECTOR 110 REPLACES 13684, 10603-02	91,51
14134		DOOR STOP REPLACES 13210	10,03
14143		BOX OVERHEATING PROTECTORS	249,73
14156		COVER EXPANDER M6	4,59
14157	21090	CASSETTE GRID	0,00
14159		CAP, OVERHEATING PROTECTION	5,51
14215		RINSE TANK GD900 ELEC	4 355,00
14284		ADAPTER HEATER GD600	293,16
14286		ADAPTER HEATER GD900	260,58
14309		CHECK VALVE 1/2	48,56
14313		FEET TO ADAPTER	72,71
14316	21915	LINEAR ACTUATOR 24/500/10	0,00
14317		FOOT ADAPTER	164,67
14319		JORDPLINT 6 MM ²	26,79
14320		RINSE TANK STEAMHEAT REPLACES 14216	2 938,00
14321	14326	RINSE TANK 230V	0,00
14322	14326	RINSE TANK 200V	0,00
14323	14326	RINSE TANK 400V COLDW.	0,00
14324	14326	RINSE TANK 575V	0,00
14325	14326	RINSE TANK 400V	0,00
14326		SKÖLJTANK UTAN ELEMENT GD900 491-982, ERSÄTTER 14129, 14321,	3 563,00
14327		HEATER COMPL. 400V 3KW REPLACES 18583, 13937, 40183	719,82
14328		HEATER COMPL. 230V 3 KW, REPLACES 18585,13607	769,20
14329		ELEMENT KPL 400V 9 KW	380,11
14330		ELEMENT KPL 230V 9KW	719,82
14331		HEATER COMPL. 440V 9KW, REPLACES 18574,18574,13941,6005041	719,82
14332		HEATER COMPL. 208V 9KW REPLACES 13942,18578,18579	719,82
14336		HEATER COMPL. 400V 16KW REPLACES 18562,13947,14714,13060	388,91

PART NO.	REPLACED BY	NAME	PRICE (EUR)
14337		HEATER COMPL. 230V 16KW REPLACES 13948,18563	719,82
14338		HEATER COMPL. 440V 16KW REPLACES 18564,13949,14718	719,82
14339		HEATER COMPL. 575V 16KW	870,94
14340		HEATER COMPL. 400V 24KW REPLACES 13951,18566	617,67
14341		HEATER COMPL. 400V 9KW REPLACES 13434	577,20
14342		HEATER COMPL. 230V 9KW ERSETZT 13550	802,06
14343		HEATER COMPL. 440V 9 KW REPLACES 13551	802,06
14344		HEATER COMPL. 208V 9KW REPLACES 13691	802,06
14345		HEATER COMPL. 400V 16KW REPLACES 13020	578,96
14346		HEATER COMPL. 230V 16KW	802,06
14347		HEATER COMPL. 440V 16KW REPLACES 13632	802,06
14348		HEATER COMPL. 575V 16KW REPLACES 13631	802,06
14349		HEATER COMPL. 400V 24KW REPLACES 13658	617,67
14371	28660	PUMP 400V/50HZ GD600-III REPLACES 13523	0,00
14372		PUMP GD600 200V 60HZ	2 765,00
14373		PUMP IMPELLER 60HZ CO 500	349,63
14374		PUMP IMPELLER 50HZ CO 500 REPLACES 6005167	349,63
14375		SHAFT SEAL GD 600 FROM 1367	332,79
14378		PUMP 440V 60HZ REPLACES 13524	2 028,00
14380		SOUNDBSORBER	42,07
14394		COVER PLATE WITH INS, TANK FRONT	730,67
14398		LINKAGE SYSTEM GD900	319,21
14400		FOOT GD900 554-	79,21
14406		SCREW MCS M6*40	2,86
14414	21915	LINEAR ACTUATOR	0,00
14425		OVERHEATING PROTECTOR WASH/RINSE REPLACES 14053	65,29
14476	19919	CABIN SEAL GD900 4250 MM	0,00
14477	19919	HOOD SEAL GD700 2350MM	0,00
14478	19919	CABIN SEAL GD600 3300MM	0,00
14489	25674	COVER PLATE BACK	0,00
14496		SCREW MC6S-A2 M10X30 REPLACES 5126	4,17
14497		BRACKET	170,55
14505		SPACER 8/4.2 L=8 REPLACES 6005002	2,86
14515		SWIVEL CONNECTOR	72,59
14519		CABLE NUT M20X1,5	24,32
14520		CABLE GLAND M16X1,5	16,36
14521		NUT M20X1,5	7,02
14522		NUT M16X1,5	6,28
14526		METAL FABRIC	61,04
14541		RINSE HOSE LOWER	5,95
14542		RINSE HOSE MIDDLE	2,99
14543		CONNECTOR 90 1/4 MALE	6,91
14553		COUPLING 90 6/8	14,37
14554		BEARING 1/4-1/8 INT/EXT	4,16
14555		RINSE HOSE KIT	218,21
14574		DOOR LOCK GUIDE UPPER	97,45
14575		DOOR LOCK GUIDE LOWER	92,88
14578	20509	DOOR HANDLE GD900	0,00
14586		CONTROL GUIDE KNOB UPPER	129,05
14588		CONTROL GUIDE KNOB LOWER REPLACES 6001198	187,71
14589		FOOD MACHINERY GREASE	120,23

PART NO.	REPLACED BY	NAME	PRICE (EUR)
14595		PUMP 230V/60HZ GD600-III REPLACES 13525	1 454,00
14596		GREASE NIPPLE	2,86
14624		LINE BREAKER	963,55
14625		RELAY COLDW.	300,89
14632		HOSE 22X13X1900 (ETA700)	105,33
14634		HOSE 22X13X250 (ETA700)	13,86
14637		DOOR LEFT GD600	1 576,00
14643		PANEL SEAL COMPL.	81,45
14646		SEAL KIT FOR 401793	354,67
14655	21763	GUIDE RAIL, LOWER	0,00
14658		GUIDE RAIL, UPPER	108,32
14659	20510	DOOR HANDLE	0,00
14660		LOCK ARM	83,44
14663		DOOR CASING UPPER RIGHT REPLACES 14027	136,62
14664		DOOR CASING LOWER RIGHT REPLACES 13648	139,75
14665		DOOR COVER LOWER RIGHT REPLACES 11536	98,72
14666		DOOR COVER UPPER RIGHT REPLACES 11537,14016	189,18
14671	19942	DOOR BEARING HOUSING UPPER	0,00
14672		PLATE	43,38
14678	18011	PANEL OVERLAY GD 700	0,00
14680		DOOR LEFT	1 671,00
14704	27613	LOCK ARM	0,00
14711		KNOB SET	191,43
14714	14336	HEATER 16KW/400 ACID-PROOF	0,00
14715	14329	HEATER 9KW/400 ACID-PROOF	0,00
14717		ANGLE G3/4	6,86
14718	14338	HEATER 16KW/440 ACID-PROOF	0,00
14767	19160	HEATER 200V 13KW	0,00
14770		COVER PLATE, HOOD-FRONT	736,95
14772		PIPE L700	79,64
14773		PIPE L810	92,35
14778		BRACKET, SENSOR	65,81
14779		HOLDER	58,12
14780		LOCK PLATE	12,30
14783	20966	MAGNETIC SENSOR	0,00
14787		CABLE GLAND	3,76
14794		COVER PLATE WITH INS, TANK RIGHT	448,02
14797		COVER PLATE WITH INS, TANK LEFT	458,34
14799		BRACKET, SAFETY SWITCH	66,66
14805		SEAL HOLDER	49,68
14808		DECAL GD MEMO TRANSP	6,93
14811		CRUSH PROTECTION SWITCH	96,90
14812		SAFETY SWITCH	95,18
14814		MAGNET	2,86
14822		PUMP 208V/60HZ GD900	6 805,00
14842		DISTRIBUTOR	313,11
14921		SPRAY PIPE CONDENSATION	79,91
14934	5018	TORQUE NUT M4	0,00
14951		IMPELLER FOR 11402/5486 REPLACES 11456	773,00
14952		DOOR, RIGHT GD900	2 226,00
14956		PUMP GD900 RIGHT 400V/50H	1 957,00
14957		GASKET, PUMP INLET	18,30
14958		GASKET, PUMP OUTLET	19,44
14959	20952	COVER PLATE LEFT	0,00
14962		BOLT M6S M16X40 A5	2,86
14973	20023	WATER COLLECTOR, CONDENSING UNIT	0,00
14975		TUBE, FOOT ELUX	34,01
14979		SPRING DF-AR 3,2X22X60,2	36,00

PART NO.	REPLACED BY	NAME	PRICE (EUR)
14980		GUIDE	44,86
14999	21785	DAMPER	0,00
15104		SIEVE LID	1 879,00
15108		SOLENOID VALVE COND.	538,84
15241		GDXX, DEAERATOR	2 119,00
18004	21785	DAMPER SHAFT	0,00
18005	25265	BEARING DAMPER SHAFT LEFT	0,00
18006	25266	BEARING DAMPER SHAFT RIGHT	0,00
18011		PANEL FOIL GD 700 REPLACES 14678	150,90
18018		NUT G1	6,86
18027		PANEL FOIL GD 900	101,17
18031	21849	BOTTOM GRATING REAR	0,00
18034		DOOR, RIGHT COMPL.	2 640,00
18035		DOOR, LEFT COMPL.	2 266,00
18043	12107	BOLT M6S M6X20 A2	0,00
18046	21785	GRANULE DAMPER	0,00
18051	19481	RINSE PUMP KF1 400V/50HZ REPLACES 18520	0,00
18052	21473	COVER PLATE, FRONT-RIGHTTT (GD900)	0,00
18053		COVER PLATE, FRONT-RIGHT	1 183,00
18055	25611	NIPPLE G1 - D28	0,00
18056		Y-COUPLING FOR 1/2 HOSE 17MM	20,57
18058	24171	WOOD CRATING	0,00
18070		SEAL GRANULE VALVE	72,59
18085		ARM	108,04
18097		SCREW TEMP. SENSOR	16,70
18098	20116	FLANGE, SPRAY MOTOR BRACKET	0,00
18106		NIPPLE G1/2 X 15	14,85
18108	21848	BOTTOM GRATING FRONT	0,00
18122		COVERPLATE WITH INS, HOOD FRONT	1 027,00
18127	21693	RINSE TANK GD 600	0,00
18131		COVER PLATE, BACK	760,97
18139		COVER PLATE BACK RIGHT	755,40
18140		COVER PLATE, BACK - LEFT	793,33
18141		BOLT M6S M5X40	2,86
18142	21182	COVER PLATE RIGHT	0,00
18145	21785	MOUNTING PLATE, SEAL	0,00
18147	20118	PUMP GD900 LEFT 400V/50HZ	0,00
18148		PUMP CABLE	28,30
18151		PANEL FOIL GD 600 GO TECH	97,17
18166		DRAIN PIPE, REAR	306,76
18170	20509	DOOR HANDLE GD 900 ELUX	0,00
18172	20510	DOOR HANDLE GD 600 ELUX	0,00
18189		BRACKET, RINSE PUMP	84,56
18191		SOLENOID VALVE	44,86
18193		RINSE TANK	1 412,00
18205		O-RING 7,3X2,4 VITON	2,86
18208		OVERFLOW FILTER	258,30
18210		BRACKET, MAGNETIC SENSOR	39,66
18212		ANGLE 1/4 RSK 198 2818	11,71
18218	12175	BOLT M6S M4X25	0,00
18231		COVER PLATE, HOOD-FRONT	859,90
18232		T-COUPLING 3/4	34,86
18233		NIPPLE 1 X Ø 20MM	42,51
18234		HOSE D13 L2100MM	70,30
18235		HOSE 12/10 L1600	15,16
18236		T-COUPLING 3/4	17,43
18238		NIPPLE 3/4"TO 1/2	9,26
18240		BRACKET, KEY BREAKER, LEFT	28,10
18241	23965	BRACKET DRAIN VALVE	0,00
18242		COUPLING 12/10	17,43
18243	19100	DRAIN PIPE FRONT	0,00

PART NO.	REPLACED BY	NAME	PRICE (EUR)
18244		DRAIN PIPE REAR	201,57
18245		DRAIN PIPE UPPER	325,97
18260		ELUX OVERLAY GD600/903	112,32
18261		ELUX OVERLAY GD703	148,05
18266		COOLING WATER PIPE	65,36
18269		BRACKET COOLING WATER PIPE	21,61
18270		HOSE D51 L345	56,29
18271		HOSE D51 L400	56,29
18272	26367	HOSE D28 L140	0,00
18273		HOSE D13 L2010 REPLACES 18278	70,73
18274		HOSE D13 L2560	82,88
18275		HOSE D13 L850	34,29
18276		RUBBER HOSE D13 L395 REPLACES 18279,18280	15,44
18278	18273	RUBBER HOSE D13 L1940	0,00
18279	18276	HOSE D13 L325	0,00
18280	18276	HOSE D13 L380	0,00
18281		HOSE D19 L1155	68,59
18282		HOSE D19 L240	13,73
18283		HOSE D19 L85	10,28
18284	26206	HOSE D28 L600	0,00
18285		HOSE D28 L550	67,16
18286		RINSE TANK	1 227,00
18287		BRACKET, ELECTRIC BOX	52,82
18290		HOSE D19 L920	45,16
18292		RINSE TANK, EQUIPED	1 157,00
18299		RINSE TANK, STEEL	1 136,00
18302		DRIPP TRAY, GD900	1 567,00
18304		HOSE, D19 L605	34,29
18305	19298	CIRCUIT BREAKER 40A	0,00
18306		SHAFT GD900 REPLACES 14001	98,89
18308		CABELING GRANULE FLEXI 400V	1 299,00
18312	20019	NOZZLE, RINSE	0,00
18313		PANEL PLATE	80,88
18320		CONTROL PANEL KIT, GD700	769,89
18321		PANEL PLATE	80,88
18322		CIRCUIT BOARD CONTROL PANEL	400,27
18323		CONTROL PANEL GD900	480,29
18325		TEMPERATURGIVARE KPL	127,58
18326	18325	TEPERATURE SENSOR 3300 MM	0,00
18328		TEMPERATURE SENSOR 2150MM	205,76
18332		MAGNETIC SENSOR WITH MAGNET REPLACES 20966	76,92
18333		DOUBLE SIDED TAPE	2,21
18335		BRACKET SPIRAL PIPE	14,67
18338	18325	TEMPERATURE SENSOR WITH O-RING	0,00
18340	18325	TEMPERATURE SENSOR WITH O-RING	0,00
18341	18325	TEMPERATURE SENSOR 1450MM	0,00
18342		CONTROL PANEL GD 600 REPLACES 18710	637,03
18347		RINSE PIPE WITH NOZZLE	655,01
18348		COUPLING 12XR15	23,14
18349	21306	NOZZLE CONDENSING PIPE	0,00
18352		MAIN SWITCH GD900 GT	125,75
18353	19374	OVERLOAD PROTECTOR WASHPUMP V&H	0,00
18354	19375	OVERLOAD PROTECTOR 6-10A	0,00
18355		OVERLOAD PROTECTOR RINSE PUMP	176,13
18356		AUXILLIARY RELAY PUMP GD900GT	30,87
18359		CIRCUIT BREAKER, WASH TANK 10A	93,51
18360	13533	CIRCUIT BREAKER, RINSE TANK 16A	0,00
18361	13532	CIRCUIT BREAKER F1	0,00
18362	6007007	CIRCUIT BREAKER F3	0,00
18365	19294	RELAY, PUMP GD900 GT	0,00

PART NO.	REPLACED BY	NAME	PRICE (EUR)
18366	19308	RELAY, HEATER GD900 GT	0,00
18367	10082	RELAY, HEATER STD GD900 GT	0,00
18373		TRANSFORMER GD900 GT	243,63
18374		DOOR RIGHT COMPL. GD600	2 386,00
18375		DOOR BODY RIGHT GD 600	1 802,00
18377		BRACKET DRAIN VALVE FLEXI, 600	57,34
18378		NIPPLE G1/2 X 20	19,14
18387		SHAFT DIAM 16 GD900	131,70
18390		DRAIN PIPE LOWER GD600	258,02
18391		DRAIN PIPE REAR	199,33
18393		BRACKET GD600	34,99
18394		NIPPLE G1/4X14	4,57
18395		SOCKET 1/4	3,42
18401		DRAIN VALVE 1 1/4 WITH HANDLE	271,88
18404	23638	FUSE 230/1A 5X20 MM	0,00
18405	23639	FUSE 230/2,5A 5X20 MM	0,00
18406		WASH PUMP RIGHT 440V/60HZ	3 193,00
18407		WASH PUMP LEFT 440V/60HZ	3 193,00
18408	19484	PUMP 440V/60HZ	0,00
18419		LOCKING WASHER	2,32
18424		CONDENSING PIPE KIT	229,71
18425		RINSE PIPE KIT	909,61
18429		DRAIN SYSTEM	739,62
18433		SOLENOID VALVE ,KIT	233,48
18436		BOLT MRX-H M4X35	2,86
18451		HOSE 8/6 L=450	2,86
18452		HOSE 8/6 L=960	5,72
18458		GASKET	55,17
18461		BLIND RIVET Ø4X9,5	2,41
18468	18469	CONTOL CABLE GD600	0,00
18469		CONTROL CABLE GD900 REPLACES 18468	274,63
18478	19951	WASH PUMP, RIGHT 575V/60HZ CSA	0,00
18479	19952	WASH PUMP, LEFT 575V/60HZ CSA	0,00
18480	19483	PUMP 575V/60HZ CSA	0,00
18483	19484	PUMP 208V/60HZ CSA	0,00
18490		T-COUPLING 1/4	10,98
18491		HOSE RINSE PUMP 22X13 L1230	47,03
18492		HOSE RINSE TANK 22*13	61,72
18496		PUMP IMPELLER GD900 GT	922,32
18497		PUMP IMPELLER 60HZ REPLACES 19049	1 017,00
18498		SHAFT SEAL KIT MAXI/GD900 GT	194,24
18499		PUMP HOUSING SEAL	63,01
18520	18051	RINSE PUMP GD900 GT	0,00
18530		CONNECTOR 90 -1	25,44
18531	22497	HOSE, DRAIN D32	0,00
18542		MAGNET KIT	29,76
18543	19371	PROTECTIVE MOTOR SWITCH RINSE PUMP	0,00
18545	19375	PROTECTIVE MOTOR SWITCH WASH PUMP	0,00
18546		TRANSFORMER 440V	502,98
18547		ADAPTER FOOT COMPL. REPLACES 11917	148,40
18548		GASKET WATER COLLECTOR GD90	189,22
18549	21193	OPERATING CABLE, GO-TECH	0,00
18551	21380	DOOR RIGHT GD600	0,00
18556		CONSTANT FLOW VALVE 16 L/M	4,62
18562	14336	HEATER COMPL. GD900	0,00
18563	14337	HEATER COMPL. 230V/16KW	0,00
18564	14338	HEATER COMPL. 440V/16KW	0,00
18565	14339	HEATER COMPL. 575/16KW	0,00
18566	14340	HEATER 400V/24W	0,00

PART NO.	REPLACED BY	NAME	PRICE (EUR)
18567	19161	HEATER 208V/13KW	0,00
18568	19160	HEATER COMPL 200V/13KW	0,00
18572	14329	ELEMENT CPL 400V/9KW RINSE	0,00
18573	14329	HEATER 400V/9KW	0,00
18574	14331	ELEMENT CPL 440V/9KW RINSE	0,00
18575	14331	ELEMENT CPL 440V/9KW WASH	0,00
18576	14330	ELEMENT CPL 230V/9KW RINSE	0,00
18577	14330	ELEMENT CPL 230V/9KW WASH	0,00
18578	14332	ELEMENT CPL 208V/9KW RINSE	0,00
18579	14332	ELEMENT CPL 208V/9KW WASH	0,00
18583	14327	ELEMENT 400V/3KW W. O-RING	0,00
18584	14330	ELEMENT CPL 230V/9KW RINSE	0,00
18585	14328	ELEMENT CPL 230V/3KW WASH	0,00
18590		CONSTANT FLOW VALVE 23 L/M	204,31
18594		NIPPLE 1/4	3,73
18596	22611	NIPPLE 1 1/4 X R32	0,00
18613		COVER PLATE, FRONT ELUX	141,46
18638		DOOR, RIGHT ELUX	3 202,00
18639		WARM WATER CONNECTION COMPLETE	161,90
18640		COLD WATER CONNECTION COMPLETE	380,48
18641		STEAM REDUCTION SYSTEM GD600	1 162,00
18642		GRANULE DAMPER GD600	1 602,00
18643		DRAIN SYSTEM GD600	1 068,00
18647		DOOR, RIGHT ELUX	2 865,00
18650	18897	PIPE DIVIDER CPL	0,00
18657		BOLT MC6S M6X20 REPLACES 19342	2,86
18658		SPRAY PIPE MOVEMENT (GD600)	2 070,00
18659		MECHANISM, SPRAY PIPE MOVEMENT (GD600)	1 916,00
18664		BOLT MFS M4X35	2,86
18666		DOOR LEFT CPL GD600	1 849,00
18667		LOCK ARM, KIT	154,04
18670		SOUND ABSORBER UPPER SIDE PLATE GD600	132,02
18672		OVERHEATING KIT	153,18
18673		CONTROL PANEL ELUX, SPARE PART KIT	505,56
18674		SLEEVE, FOOT ELUX	146,18
18675		HOSE 6/4 L=1000	3,73
18676		HOSE D13 L980	34,57
18677		HOSE L1000	22,97
18678		HOSE L700	16,98
18679		HOSE 22X13 L1770	62,31
18680		HOSE 6/4 L750	3,73
18681		BOLT MSK6SS A2 M5X6	2,86
18682		CONNECTOR	5,49
18690		CABLE, RINSE PUMP	81,67
18691		CABLE, BOOSTER PUMP	43,00
18692		CABLE, SPRAY PIPE MOTOR	30,87
18693		HOSE D13 L600	26,59
18694		LIFT CYLINDER SET	1 778,00
18698		BOLT MF6S M3X12	2,86
18710	18342	CONTROL PANEL GD900	0,00
18714		HOSE D32 L1600	73,16
18717		PANEL PLATE	91,47
18718	20016	SERVICE KIT 1/600 SN 0252-	0,00
18719	20009	SERVICE KIT 1/700 SN 001-	0,00
18720	20024	SERVICE KIT 1/900 SN 0983-	0,00
18721	20011	SERVICE KIT 2/600 SN 1813-	0,00
18722	20010	SERVICEKIT 2/700 SN 0317-	0,00
18723	20025	SERVICE KIT 2/900 SN 0983-	0,00
18726		BOLT M6S M4X30	2,86

PART NO.	REPLACED BY	NAME	PRICE (EUR)
18731		CONTROL PANEL ELUX, SPARE PART KIT	525,28
18745		NON RETURN VALVE DN 15 REPLACES 6005064,6005065	68,03
18746		SEALING PANEL PLATE	15,72
18812	21915	LINEAR ACTUATOR	0,00
18813		CONNECTOR, FEMALE	5,32
18815	6005142	DRAIN VALVE, CONDENSING UNIT	0,00
18817		CROSS COUPLING 1/4	24,01
18818		ANGLE 1/4"	22,52
18820		STEAM HEATER RINSE TANK	1 455,00
18821		STEAM HEATER WASH TANK	1 943,00
18832	19768	HOSE D32 L530S	0,00
18856		RELAY, DIN RAIL	59,15
18857		SOCKET, DIN RAIL	25,16
18864		HOSE Ø 6/4 L=4700 MM	68,89
18876	19482	RINSE PUMP 230V/60HZ	0,00
18882		PUMP GD900 RIGHT 400V/60HZ	2 557,00
18883		PUMP GD 900 LEFT 400V/60 HZ	2 557,00
18887		PUMP CABLE GD600/700	149,16
18897		PIPE DIVIDER CPL REPLACES 18650	605,43
18899		PANEL COMPL. E-LUX	589,14
18903	21197	CIRCUIT BOARD, SCANDINAVIA	0,00
18904	21198	CIRCUIT BOARD WESTE. GO TE	0,00
18905	21199	CIRCUIT BOARD EASTE. GO TE	0,00
18917	19100	DRAIN PIPE FRONT	0,00
18928		CABLE, SPRAY PIPE MOTOR CSA	121,21
18931		SERVICE CABLE	102,01
18943		PROTECTIVE CAP	0,53
18944	21544	WHEEL GD974 STAINLESS STEEL	0,00
18965		TORQUE BRACKET	101,45
18966		BRACKET	44,30
18974		TORQUE ARM	98,31
18976		AUTOMATIC FUSE	101,33
18983		AUXILIARY RELAY, PLUG IN	44,09
18984		SOCKET	34,29
18986		RUBBER DAMPER	14,85
19029		LINE BREAKER 575 V CSA	589,39
19047		PLUG, DETERGENT SENSOR	12,79
19049	18497	IMPELLER 60 HZ	0,00
19079	5422	BOLT M6X80	0,00
19080		SERVICE KIT 1 900 S/N 0001-0982	271,00
19081		SERVICE KIT 2 900 S/N 0001-0982	689,00
19082		SERVICE KIT 1 90 S/N 0360-2222	277,00
19083		SERVICE KIT 2 90 S/N 0360-2222	675,00
19084		SEPARATING SIEVE (GD900)	1 218,00
19096	20011	SERVICE KIT 2/600 SN 0252-0924	0,00
19097	20011	SERVICE KIT 2/600 0925-1265	0,00
19098	20011	SERVICE KIT 2/600 SN 1266-1812	0,00
19099	20010	SERVICE KIT 2/700 SN 0001-0316	0,00
19100		DRAIN PIPE REPLACES 18243,18917	423,55
19106		INLET	693,13
19128		WASH PUMP 230V/400V 60 HZ	2 867,00
19131		RELAY 1-POLE WITH RELAY SOCKET	68,38
19132		PROTECTIVE CONTACTOR W. SOCKET	60,63
19142		PLUG 1/2" ECON	6,74
19145		TUBE 6/4" L=500 MM	2,94
19151		LOCK, LIFTING HANDLE	213,45
19152		FLANGED BEARING LMF D18XD12XL12	27,65
19154		LIFTING HANDLE	249,73
19155		HANDLE	97,78
19156		DISTANCE PLATE	239,74
19157	21541	WHEEL - FRONT	0,00

PART NO.	REPLACED BY	NAME	PRICE (EUR)
19158		WHEEL - MIDDLE	38,58
19159		SCREW,MC6S M8X40 A2	2,11
19160		HEATER COMPL 200V 13KW REPLACES 18568,14767	741,61
19161		HEATER COMPL 208V 13KW REPLACES 18567	741,61
19163		HOSE, DETERGENT L=2000 MM	20,58
19179		CABLE FITTING PG29	38,20
19181		REBUILDING KIT HEATER 9KW 400/415V	383,87
19190		NIPPLE KR1/2 EXTERNAL REPLACES 60532	10,91
19226	10082	CONTACTOR	0,00
19228		GASKET - EVACUATION COVER	170,20
19229	20521	REMOTE OPERATION CONVENIENCE LIGHT	0,00
19240		LOCK NUT M12X1,5	3,86
19248		SEALING	9,87
19252		DRAIN PIPE REAR	243,96
19253		DRAIN PIPE UPPER	388,71
19254		DRAIN PIPE FRONT	171,69
19255		DRAIN PIPE REAR	394,33
19293		CONTACTOR	102,88
19294		CONTACTOR REPLACES 18365	71,19
19295		AUXILIARY CONTACT	30,31
19296		QF BUSBAR CONNECTOR	24,36
19298		AUTOMATIC FUSE 40A REPLACES 18305	95,53
19307		QF BUSBAR CONNECTOR	24,36
19308		CONTACTOR REPLACES 18366	68,89
19311		TRANSFORMER 208V/230V	968,08
19312	20021	WASH NOZZLE, SPRAY PIPE	0,00
19320		PIPE, STEAM	207,38
19321		PIPE, STEAM INLET RINSE TANK	449,68
19322		PIPE, STEAM OUTLET WASH TANK	269,60
19323		PIPE, STEAM OUTLET RINSE TANK	380,51
19329		COMPRESSION FITTINGS 20X1/2"	169,26
19331		PIPE INSULATION L=240	36,13
19332		PIPE INSULATION L=680	34,35
19342	18657	SCREW MC6S M6*20 A2	0,00
19367		SPRAY PIPE, BOTTOM, WELDED	1 119,00
19369		RINSE TUBE	570,70
19370		MOTOR PROTECTION 0,63-1A	38,58
19371		MOTOR PROTECTION 1-1,6A REPLACES 18543	251,69
19372		MOTOR PROTECTION 1,6-2,5A	202,09
19373		MOTOR PROTECTION 2,5-4A	38,58
19374		MOTOR PROTECTION 4-6,3A REPLACES 18353	202,09
19375		MOTOR PROTECTION 6,3-10A REPLACES 18545,18354,6007012	202,09
19376		MOTOR PROTECTION 9-14A	202,09
19395		RINSE TANK CPL STEAM	3 175,00
19412	12113	SCREW M6S M8X30	0,00
19415		TREDO-SEAL M8	3,94
19461		RINSE PUMP CABLE GCE	29,04
19477		RINSE PUMP 230/440/60HZ	993,61
19478		PUMP PQW60/575V/60HZ	4 851,00
19481		RINSE PUMP 230V/400V/50HZ REPLACES 18051,11539	609,37
19482		RINSE PUMP 208VCSA/230V/60HZ REPLACES 18876	780,80
19483		RINSE PUMP 575V/60HZ CSA	2 180,00
19484		RINSE PUMP 440V/60HZ	918,59
19510		PANEL FOIL GD 700	56,70
19520	21760	STRAINER	0,00
19532	20797	SLIDE RING GC	0,00

PART NO.	REPLACED BY	NAME	PRICE (EUR)
19534		HOSE PUR, GREY Ø 10/7,5 L=2000	42,07
19547		HINGE HALF	43,41
19548		PIM WITH GROOVES	70,25
19550		SPRAY PIPE CPL (GD900) REPLACES 13119	307,63
19551	20021	O-RING 20,0 X 2,0 NBR70	0,00
19552	20032	SERVICE KIT 1/900 SN 0710001 -	0,00
19556		BRACKET FOR TABLE SUPPORT	53,00
19561		ROD - ARTICULATION SHAFT	57,34
19576		COMPRESSION SPRING	44,36
19578	20131	WHEEL PLASTIC, HOLDING DOWN DIAM 70	0,00
19580		BUSHING, DOWN HOLDING WHEEL	18,13
19581	22924	SCREW LKCS M6X35 A2	0,00
19586		RINSE PIPE COMPL	711,66
19588		WHEEL, UPPER. CPL	61,90
19589		LOCKING WASHER DIN 6779 RS 6 A4	2,31
19592		RUBBER BUSHING 9,5X4 L=25	7,79
19611		SHOCK ABSORBER	19,94
19633	20010	SERVICE KIT 2/GC 0704001-	0,00
19638		HEATER, 575V 16KW CSA REPLACES 13950,14339	939,60
19671		DRAIN VALVE, SHORT HANDLE	160,29
19722		ASSY PUNCHED BOTTOM SHEET	583,51
19724		DIVIDER CPL	578,82
19725	25233	LOCK	0,00
19726	25232	LOCK MOUNTING	0,00
19767	25697	DRAIN HOSE, REAR	0,00
19768		DRAIN HOSE, FRONT REPLACES 18832	65,29
19790		CATCH PIN WITH CHAIN	116,87
19793		CABLE FITTING M25X1.5	18,74
19794		NUT M25X1.5	3,30
19803	28485	SCREW CAP M40X1,5	0,00
19804	28487	NUT M40X1,5	0,00
19805		DRIVE UNIT, TRAY DRIVE	578,71
19822	19506	RING CRIMP TERMINAL	0,00
19825		MOTOR ARM (GD900) REPLACES 10240	26,61
19826		ARM FOR SPRAY PIPE DRIVE, REPLACE 14103	36,97
19835		VALVE PACKAGE	2 431,00
19836		SHEET METAL CONDENSATE	67,36
19837		GASKET CONDENSATE TANK	76,29
19843		NON RETURN VALVE	35,83
19846	24244	SQUARE BAR - SHAFT COUPLING, TRAY DRIVE	0,00
19879	22758	LEVEL SENSOR W REDUC.	0,00
19880		SCREW M6S M12X16 A2	2,32
19891	19919	CABIN SEAL, 4250 MM	0,00
19892	19919	CABIN SEAL, 3300 MM	0,00
19893	19919	CABIN SEAL, 2350	0,00
19902		RELAY WITH SOCKET 2 POL	125,94
19916	20530	ADAPTER TEMPERATURE SENSOR	0,00
19917		GASKET PANEL PLATE	19,14
19919		DÖRRTÄTNING 4250 (STYCKFÖRPACK	149,57
19942		BEARING HOUSING UPPER REPLACES 14671	128,83
19944		LOWER DISH WASHING ASSY	861,31
19947		UPPER DISH WASHING ASSY	554,46
19951		PUMP GD900 575V/3KW RIGHT REPLACES 18478	5 202,00
19952		PUMP GD900 575V/3KW LEFT REPLACES 18479	5 202,00
19988	20944	SIEVE	0,00
19991		TANK GRID, LEFT	335,88

PART NO.	REPLACED BY	NAME	PRICE (EUR)
19993		DISH WASHING PUMP FIR219.2706	616,75
20001		GRANULE DAMPER BEARING CPL. GD900	84,20
20005		BASKETDRIVE VT5000	1 899,00
20006		DRIVE UNIT GD700/SN 0001-0316	869,32
20007		DRIVE UNIT GD700 & GC GD700/317-0801002 GC/0704001-0801006	959,07
20009		SERVICE KIT 1 GRANULE COMBI/ GASTRO/700	46,00
20010		"SERVICE KIT 2 GRANULE COMBI/ GASTRO/700 REPLACES 19099, 19633, 18722"	216,00
20011		"SERVICE KIT 2 GRANULE FLEXI/600 S/N 252- REPLACES 19098, 19097, 19096, 18721"	483,00
20012		RINSE KIT 600 S/N 252-	60,33
20013		RINSE NOZZLE KIT OUTER 90°X4 REPLACES 6005042, 13928	109,82
20014		RINSE NOZZLE KIT INNER 120°X6 REPLACES 13929, 6005074	124,02
20016		"SERVICE KIT 1 GRANULE FLEXI/600 S/N252- REPLACES 18718"	315,00
20018		RINSE NOZZLE KIT 9502 X4 REPLACES 13930	84,24
20019		RINSE NOZZLES GD900GT X16 - 120° REPLACES 18312, 10034	507,01
20020		MAGNETIC VALVE, HEAVY DUTY	2 181,00
20021		WASHNOZZLE GD900 CPL 32/36 REPLACES 19312, 19551	204,13
20023		UPDATING KIT, STEAM RED GD900 REPLACES 14973	380,44
20024		"SERVICE KIT 1 900 S/N 983-0709XXX 24 NOZZLES REPLACES 18720"	322,00
20025		"SERVICE KIT 2 900 S/N 983-0709XXX 24 NOZZLES REPLACES 18723"	531,00
20027		WARE SENSOR KIT	113,97
20032		"SERVICE KIT 1 GRANULE MAXI/900 S/N 0710001- 36 NOZZLES REPLACES 19552"	233,00
20033		SERVICE KIT 2 GRANULE MAXI/900 S/N 0710001- 36 NOZZLES	455,00
20034		SERVICE KIT 1 GRANULE SOLO/ SMART	96,00
20035		SERVICE KIT 2 GRANULE SOLO/ SMART	144,00
20036		SERVICE KIT SOLO RESCUE	83,00
20037		SWIVEL CONNECTOR KIT GD600/ GRANULE FLEXI	102,71
20038		BEARING DAMPER SHAFT KIT (GRANULE GASTRO, COMBI, SMART)	118,29
20040		WASHNOZZLE WITH O-RING GDMAXI	3,51
20044		SPRING KIT UNLOADED DOOR GRANULE SMART/SOLO	133,16
20045		SPARE PART KIT WHEEL UNLOADED DOOR SMART/SOLO	221,18
20046		SERVICE KIT 3 MAXI TO -940215	756,00
20047		SERVICE KIT 3 GASTRO/COMBI	672,00
20048		SERVICE KIT 3 SOLO/SMART	567,00
20049		SERVICE KIT 3 FLEXI	672,00
20050		LÅSANORDNING RETROFIT TILL SOLO-SMART-SOLO RESCUE	940,68
20051		USB MEMORY 5.X WITH SOFTWARE	12,55
20052		RETROFIT OVERLOAD DETECTION GASTRO/COMBI	626,13
20053		RETROFIT OVERLOAD DETECTION - SOLO-SMART-RESCUE	534,87
20054		HEATER COMPL 24KW 440V 2800MM	2 244,00
20055		HEATER COMPL 14KW 440V 2250MM	729,23
20056		HEATER COMPL 14KW 440V 2800MM	909,54

PART NO.	REPLACED BY	NAME	PRICE (EUR)
20058	18322	CONTROL PANEL 18322 WITH INSTRUCTION	0,00
20104		NIPPLE KIT FOR RINSE PUMP EN DE SV	112,06
20112	20135	FAN ECO EXCHANGER + CAPACITOR	0,00
20115		RETRO FIT DOORSTOP	31,39
20116		RETROFIT FLANGE, SPRAY PIPE BRACKET	235,87
20117		WASH PUMP MAXI RIGHT - 230/380/400/415V/50HZ	1 958,00
20118		WASH PUMP MAXI LEFT 230/380/400/415V/50HZ	1 958,00
20119		WASH PUMP SMART/SMART+ 230/380/400/415V/50HZ	1 958,00
20120		GREEN CONNECTOR 4 POLES 5,08 MM (J1)	17,75
20121		GREEN CONNECTOR 6 POLES 5,08 MM (J2)	17,75
20122		GREEN CONNECTOR 4 POLES 3,5 MM (J3)	17,75
20123		GREEN CONNECTOR 5 POLES 3,5 MM (J11)	17,75
20124		GREEN CONNECTOR 8 POLES3,5 MM (J5)	17,75
20125		GREEN CONNECTOR 4 POLES 3,5 MM (J8, J13)	17,75
20126		GREEN CONNECTOR 12 POLES 3,5 MM (J4, J9, J12)	17,75
20127		MULTI TRANSFORMER	630,44
20128		WASH BASKET RING WITH MAGNETS GC	390,50
20129		RINSE PUMP, 400/415V 50HZ SPARE PART WITH HOSES	392,70
20130		RINSE NOZZLES MAXI X20 - 90°	538,44
20131		KIT WHEEL PLASTIC, HOLDING DOWN DIAM 70	48,88
20132		UNLOADED DOOR KIT SMART/SOLO/ SOLO RESCUE	373,30
20134		CABLE TIE M5 BLACK (10PCS)	5,04
20137		KIT SEAL HOLDER, HOOD GASTRO/ COMBI	225,72
20138		SERVICE KIT 3 MAXI FROM -940216	872,00
20143		SEALING SLEEVE WITH NUT PG16 (REPLACES 10055)	31,39
20144		JUNCTION BOX WITH STICKERS, DETERGENT	81,34
20153		WASH PUMP FLEXI SERIE 65XX 208V/60HZ	1 911,00
20154		WASH PUMP MAXI, LEFT 230V/60HZ	2 670,00
20155		WASH PUMP FLEXI SERIE 65XX 380V/60HZ	2 670,00
20156		DISH WASHING PUMP COMBI/ SMART+ 400/415V 50 HZ	675,95
20157		WASH PUMP FLEXI SERIE 65XX 400/415V/60HZ	1 958,00
20158		PUMP MAXI-LEFT, RIGHT 440V/60HZ	3 192,00
20159		WASH PUMP SMART 208V/60HZ	1 958,00
20160		WASH PUMP SMART 230V/60HZ	1 958,00
20161		WASH PUMP SMART/SMART+ 380V/60HZ	1 958,00
20162		WASH PUMP SMART/SMART+ 400/415V/60HZ	1 958,00
20163		WASH PUMP SMART 440V/60HZ	3 100,00
20164		WASH PUMP MAXI RIGHT - 230V/60HZ	1 958,00
20165		WASH PUMP MAXI RIGHT - 575V/60HZ/CSA	5 202,00
20166		WASH PUMP MAXI LEFT - 575V/60HZ/ CSA	5 202,00
20167		RINSE PUMP SMART 440V/60HZ SPARE PART WITH HOSES	323,83
20168		WASH PUMP KIT FLEXI 230V/50HZ	1 770,00
20169		WASH PUMP KIT FLEXI 440V/60HZ	1 770,00

PART NO.	REPLACED BY	NAME	PRICE (EUR)
20171		WASH PUMP FLEXI 65XX 230/380/400/415V/50HZ	1 958,00
20172		WASH PUMP FLEXI 65XX 230V/60HZ	2 670,00
20173		WASH PUMP FLEXI 65XX 440V/60HZ	3 193,00
20187		RINSE PUMP 380V/60 HZ	815,17
20188		DISH WASHING PUMP SMART+ 380V/60 HZ	675,95
20189		DISH WASHING PUMP SMART+ 400/415V/60 HZ	675,95
20195		MAGN. VALVE 24V, STEAM-SPARE PART	412,43
20200		SALT FOR SOFTENER 25KG	64,05
20217		SERVICE KIT SOFTENER	96,96
20218		SEAL KIT SOFTENER	173,76
20220		INSTALLATION KIT SOFTENER COMPLETE	538,15
20228		BYPASS VALVE COMPLETE	175,14
20235		FAN (PLASTIC) FOR 14956,18147	30,74
20236		DISC SET (1 - 8) FOR SOFTENER	36,16
20248		LAMP CABLE SPARE PART KIT (FLEXI)	83,44
20249		LAMP CABLE SPARE PART KIT (MAXI)	95,58
20250		SQUEEZE TUBES SPARE PART KIT	59,98
20251		DOOR UPPER COMPLETE	1 183,00
20253		CONDUCTIVITY PROBE	83,03
20254		NON-RETURN VALVE	37,80
20255		FILTER WITH WEIGHT	32,26
20256		RETROFIT KIT DOSING EQUIPMENT SMART/SMART+	1 092,00
20257		RETROFIT KIT DOSING EQUIPMENT MAXI/FLEXI	1 092,00
20258		RETROFIT KIT DOSING EQUIPMENT GASTRO/COMBI	1 092,00
20259		HOSE PVC Ø16MM L=500	4,66
20265		BACK PLATE ECO EXCHANGER STAINLESS	1 033,00
20280		SPARE PART KIT LIGHT CONDUCTOR FOR MAXI DOOR 92XXXX-93XXXX	236,99
20282		WAGO CONNECTOR 2 POLES	2,52
20283		WASH HOSE KIT SMART-SMART+-RESCUE	98,70
20284		WASH HOSE KIT GASTRO-COMBI	74,55
20287		DRIVING SHAFT WITH O-RINGS	195,51
20288		SHAFT COUPLING WITH WEDGE SPARE PART	140,70
20289		SHAFT COUPLING ASSEMBLY	133,14
20290		DRIVE SHAFT AND COUPLING RETROFIT KIT	362,15
20292		3/8" TUBING, BLACK	8,93
20293		BRINE VALVE COMPLETE	332,85
20500	22015	BASKET	0,00
20501		UPPER GUIDE	69,02
20509		DOOR HANDLE MAXI REPLACES 14578	351,95
20510		DOOR HANDLE FLEXI REPLACES 14659	408,93
20511		COVER PLATE	45,30
20515		RINSE TANK COMPLETE COLD WATER	1 063,00
20521		INDICATORLAMP IDLE/RUN 24V REPLACES 19229	234,75
20522		LAMP-HOLDER	43,01
20523		LED	71,66
20530		FILTER TEMPERTURE SENSOR REPLACES 19916	140,60
20531		SHOCK ABSORBER	12,55
20532		HOSE L=200 MM	89,20
20536		SEAL	11,61
20538	26206	HOSE L=750 MM	0,00
20539		COVER PLATE	67,13

PART NO.	REPLACED BY	NAME	PRICE (EUR)
20540		SIEVE SEAL	36,96
20549		SEAL	11,73
20550		COVER PLATE	45,30
20564		RELAY WITH SOCKET 1 POL 24V	111,25
20570		HOSE RINSE AGENT	43,20
20571	20783	HEATING ELEMENT 14KW/400V	0,00
20572	20782	HEATING ELEMENT 14KW/400V	0,00
20577		ROOF COMPLETE GD GASTRO/GC	500,91
20578		ROOF COMPLETE GD MAXI	393,85
20579		DOOR COVER LEFT, LOWER MAXI	92,18
20580		DOOR COVER LEFT, UPPER MAXI	102,07
20581		DOOR COVER RIGHT, LOWER MAXI	92,18
20582		DOOR COVER RIGHT, UPPER MAXI	114,38
20583		DOOR COVER LEFT, LOWER FLEXI	88,73
20584		DOOR COVER LEFT, UPPER FLEXI	107,08
20585		DOOR COVER RIGHT, LOWER FLEXI	125,70
20586		DOOR COVER RIGHT UPPER FLEXI	124,96
20590	21383	RINSE TANK COMPLETE COLD W	0,00
20596		LEVEL SENSOR COMPL	70,39
20598		RINSE PUMP CABLE GCE	56,94
20599		WARE MAGNETIC SENSOR	92,40
20634		SENSOR HOLDER	128,92
20635		WASH SENSOR	252,49
20654	24418	MAGNET NEO EPOXY BASKET	0,00
20655		O RING 57X6	8,60
20659		HINGE, COMPLETE FLEXIMAXI	52,49
20666		PANEL OVERLAY GRANULE COMBI	72,24
20668		OVERLAY GRANULE MAXI	73,86
20671	21200	CONTROL CARD SWEDISH	0,00
20672	21201	CONTROL CARD DANISH	0,00
20673	21202	CONTROL CARD NORWEGIAN	0,00
20674	21203	CONTROL CARD FINNISH	0,00
20675	21204	CONTROL CARD GERMAN	0,00
20676	21205	CONTROL CARD FRENCH	0,00
20677	21206	CONTROL CARD DUTCH	0,00
20678	21207	CONTROL CARD SPANNISH	0,00
20679	21208	CONTROL CARD ITALIAN	0,00
20680	21209	CONTROL CARD LITHUANIAN	0,00
20681	21210	CONTROL CARD CZECH	0,00
20682		SENSOR PLUGG	84,23
20684		NUT M30 X 1,5	6,97
20685		BACK SEAL	77,09
20689		PLUG SLIDING RING	10,98
20692		OVERLAY GRANULE GASTRO	71,97
20697		RUBBER HOSE D19 L1230	53,63
20705		SEALING GRANULE COMBI	20,45
20713		OVERLAY GRANULE FLEXI	107,26
20740		DOOR RIGHT COMPLETE GD MAXI	3 115,00
20741		DOOR LEFT COMPLETE GD MAXI REPLACES 13178	2 892,00
20742		OPERATORSPANEL MAXI	519,39
20745		OPERATORS PANEL GASTROGC	563,12
20747		HOSE D12 L2700	28,71
20774		CABLE USB TO SERIAL RS232	118,88
20782		HEATER COMPL 400V 14KW LONG REPLACES 20572	547,72
20783		HEATER COMPL 400V 14KW SHORT REPLACES 20571	749,81
20785		GREASE NIPPLIE WITH WASHERS	4,87
20787		CONTROL PANEL, SPARE PART KIT	567,70
20788		DOOR RIGHT FLEXI SPARE PART	2 933,00
20789		DOOR, LEFT COMPLETE	1 720,00
20792		KIT SENSOR GRANULE COMBI RETROFIT	1 019,00

PART NO.	REPLACED BY	NAME	PRICE (EUR)
20797	20128	WASH BASKET RING WITH MAGNETS GC REPLACES 19532	0,00
20799		DOOR STOP COMPLETE	14,43
20801		OVERLAY ELUX FLEXI/MAXI	78,07
20803		OVERLAY ELUX/GASTRO/COMBI	78,07
20825		REDUCTION PG36 - PG29	60,39
20831		COVERPLATE WITH INS, UPPER LEFT	396,42
20832		COVERPLATE WITH INS, LOWER LEFT	179,44
20833		COVERPLATE WITH INS, UPPER RIGHT	396,42
20834		COVERPLATE WITH INS, LOWER RIGHT	179,44
20836		RINSE PUMP 480V	2 878,00
20837		TRANSFORMER 440-480-575/230-24VAC	598,21
20838		HEATER 16KW 277/480	430,71
20840		WASH PUMP 480V	5 434,00
20850	20521	INDICATION LAMP	0,00
20856		QUICK CONNECTION 90	35,20
20858	21307	RINSE NOZZLE STAINLESS MAXI	0,00
20871		WASH PUMP KIT 380/400/415 REPLACES 14371	1 770,00
20872		WASH PUMP KIT 208/230	2 818,00
20873		WASH PUMP KIT 440/60	2 048,00
20887		WATER SUPPLY CONNECTOR	23,10
20888		SOLENOID VALVE PLASTIC	38,55
20890		BRACKET	30,15
20893	21543	REAR WHEEL DIAM 100	0,00
20894	21540	FRONT WHEEL DIAM 50	0,00
20895		T CONNECTOR 1/2"	13,94
20896		NIPPLE 3/4" INT X 1/2" INT	24,64
20897	21317	SEALING 3/4" R20 T=2	0,00
20898		HOSE L 1900	87,57
20904		SAFETY COMBINATION 3/4" REPLACES 11218	139,48
20906		HOSE	65,04
20909		EJECTOR PLATE WELDED	247,62
20911		GRANULE SHIELD	63,42
20920		FLOW REGULATOR 20 L/MIN	4,19
20924	21541	FRONT WHEEL D50 TROLLEY	0,00
20925	21544	REAR WHEEL D100 TROLLEY	0,00
20926	21542	FRONT WHEEL D50 MAXI KIT	0,00
20927	21545	REAR WHEEL D100 MAXI KIT	0,00
20930	22256	CIRCUIT BOARD (CONTROL UNIT)	0,00
20933		COVER PLATE, REAR RIGHT CMPL	606,19
20934		COVER PLATE, REAR LEFT CMPL	606,19
20938		COVER PLATE, FRONT	417,95
20939	25673	COVER PLATE, LEFT	0,00
20944		SIEVE REPLACES 19988	73,21
20952		SIDE COVER PLATE, LEFT REPLACES 14959	722,34
20958		FRONT COVERPLAT WITH INSULATION	940,21
20961		SIDE COVER PLATE, RIGHT	662,00
20963		PANEL CIRCUIT BOARD	536,74
20964		CONTROL PANEL, BATRON	368,26
20965		PANEL PLATE FLEXI	100,34
20966	18332	MAGNETIC SENSOR REPLACES 14783	0,00
20968		FRONT COVER PLATE LEFT WITH INSULATION REPLACES 14116	741,66
20971		NIPPLE 1/2" IN- 1/2" OUT	50,17
21005		CIRCUIT BOARD, GRANULE SOLO	1 920,00
21016		OVERLAY GRANULE FLEXI	76,07
21017		OVERLAY GRANULE COMBI	76,07
21018		OVERLAY GRANULE GASTRO	76,07

PART NO.	REPLACED BY	NAME	PRICE (EUR)
21019		OVERLAY GRANULE MAXI	76,07
21025		DOOR LOWER	1 651,00
21041		DIVIDER	281,16
21044		PUMP FLANGE	135,84
21058		LEAD IN MEMBRANE	6,17
21068		HOSE CLAMP	61,56
21072		RINSE PIPE	506,09
21078		ELBOW	18,74
21080		T-CONNECTOR	23,82
21081		CONNECTION 32 R1/2"	10,14
21082		COUPLING	10,81
21084		PANEL PLATE MAXI	100,34
21085		PANEL PLATE COMBI/SMART	100,34
21092		SUPPORT WHEEL BRACKET	196,27
21095		RINSE NOZZLE KIT GRANULE FLEXI	382,12
21101		PANEL PLATE GASKET	23,16
21102		GASKET PANEL PLATE GC/GASTRO	23,16
21106		PLUG LOWER	40,36
21107	27710	OVERFLOW DEVICE COMPLETE	0,00
21108	26343	PLUG UPPER	0,00
21112		GREEN CONNECTOR 6 POLES 3,5 MM (J7, J10, J11)	20,95
21113	20129	RINSE PUMP, 400/415V 50HZ	0,00
21116	24006	RINSE PUMP BRACKET	0,00
21122		TWO POSITION SWITCH REPLACES 10885, 10273	90,50
21123		BUTTON REPLACES 10275, 10887	63,69
21125		SPRING PLATE	56,45
21157		GUIDE	128,34
21160		DOOR UPPER	1 583,00
21175		PANEL OVERLAY FLEXI/MAXI ELUX	83,14
21177		PANEL OVERLAY GASTRO/COMBI ELUX	83,14
21182		COVER PLATE, RIGHT REPLACES 18142	670,86
21183		COVER PLATE, LEFT	752,95
21184		COVER PLATE, FRONT - RIGHT	1 499,00
21185		COVER PLATE, FRONT - LEFT	604,95
21186		COVER PLATE, BACK RIGHT	479,21
21187		COVER PLATE, BACK - LEFT	481,80
21190		TIE-RAP WITH FASTENING REPLACES 24733	2,65
21191		CABLE TIE 390X46 MM	1,32
21193		SPARE PART KIT OPERATING CABLE REPLACES 18549	350,60
21197		CIRCUIT BOARD, NORDIC REPLACES 18903, 18329	1 920,00
21198		CIRCUIT BOARD, WESTERN EUROPE REPLACES 18904	1 920,00
21199		CIRCUIT BOARD, EASTERN EUROPE REPLACES 18905	1 920,00
21200		CIRCUIT BOARD, SWEDISH REPLACES 20671	1 920,00
21201		CIRCUIT BOARD, DANISH REPLACES 20672	1 920,00
21202		CIRCUIT BOARD, NORWEGIAN REPLACES 20673	1 920,00
21203		CIRCUIT BOARD, FINNISH REPLACES 20674	1 920,00
21204		CIRCUIT BOARD, GERMAN REPLACES 20675	1 920,00
21205		CIRCUIT BOARD, FRENCH REPLACES 20676	1 920,00
21206		CIRCUIT BOARD, DUTCH REPLACES 20677	1 920,00
21207		CIRCUIT BOARD, SPANISH REPLACES 20678	1 920,00
21208		CIRCUIT BOARD, ITALIAN REPLACES 20679	1 920,00

PART NO.	REPLACED BY	NAME	PRICE (EUR)
21209		CIRCUIT BOARD, LITHUANIAN REPLACES 20680	1 920,00
21210		CIRCUIT BOARD, CZECH REPLACES 20681	1 920,00
21212		HANDLE	219,42
21227		DOOR BRACKET RIGHT	56,68
21243		AXLE	22,93
21244		CABLE GROMMET FOR DOOR	0,80
21248		LAMP HOLDER YELLOW	32,87
21251	10539	SOLENOID VALVE (10539)	0,00
21252	10540	SOLENOID VALVE (10540)	0,00
21255		PANEL PLATE	86,01
21259		SPRAY PIPE CONSOLE REPLACES 6001111	1 126,00
21261		CONTROL PANEL KIT, FLEXI	512,19
21262	22937	CONTROL PANEL MAXI COMPL. REPLACES 21262	0,00
21263		CONTROL PANEL KIT, GASTRO	741,79
21264	22937	CONTROL PANEL KIT, COMBI	0,00
21265		PANEL COMPLETE	614,15
21269		PIPE	11,46
21270		PIPE L=105 DIAM 32	11,92
21271		PIPE L=500MM, D 32	20,30
21272		PIPE L=920MM, D 32	31,31
21273		PIPE L=315MM, D 32	16,76
21301		SPACER PLATE	6,06
21302		PLUG LOWER	19,46
21304		NOZZLE JAV 0780 B1	33,95
21305		FLAT JET NOZZLE	29,55
21306		NOZZLE JBW 2153 B1 REPLACES 18349	39,39
21307		NOZZLE RF DAW 1370 B1 REPLACES 20858	42,33
21308		NOZZLE DAW 1118 B1	42,33
21309		NOZZLE DAU 1118 B1	42,33
21310		SOLENOID VALVE STEAM STAINLESS	1 181,00
21311		FILTER STEAM STAINLESS	639,72
21312		BRACKET, OVERHEATING PROTECTOR	29,19
21313		NIPPLE 1/2"	81,84
21314		ANGLE 1/2" INT/EXT	59,82
21315		ANGLE 1/2" INT/INT	53,92
21317		SEALING 24X17,5X2KL FIBER REPLACES 20897	2,55
21318	27622	TANK GRID	0,00
21320	24685	SOLENOID VALVE 16 BAR	0,00
21322		REBUILDING KIT LOWERING VALVE	333,41
21325		RINSE PIPE	480,17
21326	21554	RINSE PIPE COMPLETE	0,00
21327		PLUG 3/8"	42,55
21328		SEALING	5,00
21331		CONDUIT	4,15
21349		MAGNET	21,60
21352		SCREW MF6S A4 M3X10	2,20
21374		DRAIN HOSE	55,67
21380		DOOR RIGHT GD600 SPARE PART REPLACES 18551	2 905,00
21381		REAR COVER WITH INSULATION	656,21
21382		RINSE TANK COMPL FLEXI HW, SPAREP	946,92
21383		RINSE TANK COMPL FLEXI CW, SPAREP REPLACES 20590	983,79
21384		CONTROL PANEL GASTRO, SP KIT	564,00
21385		CONTROL PANEL COMBI, SP KIT	564,00
21386		DISTANCE	36,60
21387		TORQUE ARM	77,63
21392		RINSETANK CML.	1 147,00

PART NO.	REPLACED BY	NAME	PRICE (EUR)
21396		MOTOR ARM STAINLESS WITH SCREWS	81,84
21397		GRUB SCREW, FLAT POINT MSK6SS A4 M8X12	3,19
21398		GRUB SCREW, CONE POINT M8X12 A1 ISO4766 DIN914	3,19
21399		BRACKET WATER INLET VALVE	28,89
21401		DOOR BRACKET LEFT	56,68
21406		GD 702 BASKET ABC REPLACES 13281	2 889,00
21410		HOSE NIPPLE G1/2" X 1" REPLACES 18055	54,47
21414	25267	GRANULE DAMPER BEARING, BACK	0,00
21416		BRACKET DOOR LOCK, WELDING	196,32
21417	25268	GRANULE DAMPER BEARING, FRONT	0,00
21420		BRACKET, OVERHEATING PROTECTOR	30,85
21422		HINGE	18,03
21424	26207	HOSE D38/28, L- 450MM	0,00
21426		ELBOW	28,01
21427		PIPE	37,93
21428		PIPE	82,69
21430		PIPE	11,46
21440		COVER PLATE WITH INS, TANK RIGHT	340,35
21441		COVER PLATE WITH INS, TANK FRONT	444,04
21442		COVER PLATE WITH INS, TANK LEFT	306,85
21443		COVER PLATE WITH INS, HOOD FRONT	763,51
21457		TRANSFORMER 575V/230-24-9 VAC	721,05
21458		SCREW MF6S M4X30	2,84
21459		SCREW MF6S M5X45	2,84
21460		SPACER	2,41
21461		DRAIN VALVE	192,95
21467		PROTECTIVE TUBE L=0,07	0,40
21468		CONNECTOR BLOCK	17,20
21469		SEALING	6,40
21473	20958	COVER PLATE, FRONT - RIGHT REPLACES 18052	0,00
21488		SEALING UPPER DOOR	16,65
21489		GUIDE LEVER	54,90
21492		DRAIN PLUG 1/4"	16,98
21493		NUT M8X1.0	2,21
21494		FLANGE NUT M8X1,0	3,30
21495		LEVER	307,88
21502		COVER PLATE ROOF	517,52
21505		COVER PLATE RIGHT	744,87
21506		COVER PLATE LEFT	786,06
21508		COVER PLATE FRONT	498,37
21515		PANEL FOIL GRANULE SOLO	63,74
21516		SPRING	22,71
21519		ADAPTER, HOT WATER	70,34
21520		GASKET	45,78
21527		BRACKET	44,03
21539		SPACER	24,71
21540	21541	WHEEL REPLACES 20894	0,00
21541		HJUL FRAM D50 M DISTANSBRICKA	71,45
21543	21544	WHEEL, REAR REPLACES 20893	0,00
21544		BACK WHEEL 100 MM WITH WASHER REPLACES 20925, 21543, 11283,	119,90
21554		RINSE PIPE WITH COUPLING REPLACES 21326	888,55
21566	24138	BACK PLATE	0,00
21567		RELAY (OLD 13535)	54,97
21568		SOCKET	27,76
21576		RINSE NOZZLE DAW 1235 B1	33,74
21583		HUVUDBRYTARE GD90	232,70
21630	24140	BRACKET, SAFETY SWITCH	0,00

PART NO.	REPLACED BY	NAME	PRICE (EUR)
21650		KEY	219,19
21651	24093	DOOR STOP	0,00
21654		LEVER	345,11
21693		RINSETANK COMPILATION WV	1 035,00
21708		HOSE CLAMP 5/16	5,42
21752		SHAFT	88,22
21754	28445	BEARING PIPE	0,00
21756		MOTOR CLUTCH	72,26
21757		CONNECTOR ARM, SHORT	68,60
21758		CONNECTOR ARM, LONG	68,60
21760		STRAINER REPLACES 19520	300,51
21763		GUIDE RAIL (GRANULE FLEXI ONLY) REPLACES 14655	34,46
21771		SPRAY PIPE SYSTEM (SEAL 6000079 INCLUDED)	1 510,00
21775		WASHER	6,62
21776		SPARY PIPE CONSOLE	1 106,00
21777		CRANK ARM	94,28
21778		SHAFT	19,94
21782		CONNECTOR ARM	67,00
21784		TANK GRID REPLACES 6001028	151,07
21785		GRANULE DAMPER REPLACES 18046	332,70
21790	28861	BRACKET	0,00
21814		GUIDE RAIL, UPPER	80,94
21826		CLAMP NUT REPLACES 101164	4,40
21837		EVACUATION CHANNEL	329,68
21839		SEAL	83,80
21840		PUMP, 440 - 480V 60HZ	323,83
21844		SCREW MF6S M3X30 A2	2,41
21848		TANK GRID, REPLACES 18108	241,70
21849		TANK GRID, REAR REPLACES 18031	241,70
21852		DOOR, LEFT GRANULE MAXI	1 642,00
21854		SPARE PART KIT GD675	213,60
21855		SPRING PIN, FRP A2 5X36	3,19
21856		SPRING PIN, FRP A2 5X45	3,19
21869		DOOR, RIGHT GRANULE MAXI	2 187,00
21872		DOOR RIGHT CMPL MAXI (WITHOUT CABLES)	2 667,00
21876		CASING, UPPER	141,82
21908		DOOR, LEFT GRANULE FLEXI	1 320,00
21909		DOOR, RIGHT GRANULE FLEXI	1 916,00
21913	22946	DOOR SEAL	0,00
21915		LINEAR ACTUATOR COMPLETE SPARE PART	404,17
21926	20035	SERVICE KIT 2 GRANULE SOLO	0,00
21928		SLIDE BEARING	14,52
21930	24666	COUPLING REPLACES 11548	0,00
21931	24667	COUPLING, 90° REPLACES 21931	0,00
21946		LOCKING WASHER M3	1,15
21952		COVER PLATE PANEL	420,75
21955	22945	COVERPLATE ROOF REPLACES 21955	0,00
21957		COVER PLATE BACK	435,75
21959		COVER PLATE LEFT	778,43
21966		DRAIN PIPE REAR	311,07
21970	24685	SOLENOID VALVE 16 BAR	0,00
21973		DRAIN PIPE REAR	371,69
21976		DRIP TRAY	907,58
21994		COVER PLATE, REAR RIGHT	606,19
22007		DRAIN PIPE WITH HOSE REPLACES 19699	389,59
22009		TANK GRID	480,17
22018		MOTOR CLUTCH	69,87
22022		PLASTIC PIPE	38,83
22023		PLASTIC PIPE	80,81
22024		TANK GRID	480,17

PART NO.	REPLACED BY	NAME	PRICE (EUR)
22026		SPARY PIPE	385,47
22034	25715	COVER PLATE, LOWER RIGHT	0,00
22035	25716	COVER PLATE, LOWER LEFT	0,00
22039		CONNECTOR	15,15
22040		PLUG 32	13,08
22044		CUTTING RING (FOR COMPRESSION FITTING)	41,58
22045		RINSE PIPE COMPLETE - SPARE PART	773,85
22052	25256	DOOR RIGHT FLEXI	0,00
22053		LED, GREEN	56,63
22054		LED, RED	56,63
22061		PROTECTIVE CAP	9,44
22063		COVER PLATE	30,44
22067		DRAIN PIPE, LOWER	397,21
22096		DISTANCE DOOR, FLEXI	44,48
22100		BRACKET, SENSOR	49,13
22101		GASKET	16,43
22103	25714	COVER PLATE, REAR	0,00
22104	25712	COVER PLATE, UPPER RIGHT	0,00
22106	25713	COVER PLATE, UPPER LEFT	0,00
22108		DRAIN PIPE REAR	363,71
22114	25672	COVER PLATE, FRONT	0,00
22123		PANEL FOIL, GRANULE COMBI REPLACES 23856	91,25
22124		PANEL FOIL, GRANULE GASTRO REPLACES 23857	91,25
22125		PANEL FOIL, GRANULE SMART	91,25
22129		SPACER, DOOR LOCK GUIDE	55,99
22132		HANDLE	228,12
22140	24683	COVER PLATE, RIGHT	0,00
22142	25671	COVER PLATE, HOOD FRONT	0,00
22143	25670	COVER PLATE, HOOD LEFT	0,00
22144	25669	COVER PLATE, HOOD RIGHT	0,00
22155		MOTOR, SPRAY PIPE	461,79
22156		COVER PLATE	996,24
22158		COVER PLATE, REAR LEFT	606,19
22162		COVER PLATE KIT CONDENSATION REPLACE 10565-04	589,39
22170	22767	BASKET LIFT	0,00
22177		COVER PLATE, FRONT RIGHT	539,19
22178		COVER PLATE, FRONT LEFT	462,62
22189	20144	JUNCTION BOX REPLACES 6005158	0,00
22201		BRACKET OVERHEAT PROTECTION	63,57
22211		J16 CONNECTOR WITH CABLE	81,07
22214		CABLE KIT J1 SPARE PART	68,75
22215		CABLE KIT J2 SPARE PART	51,23
22216		CABLE KIT J3 SPARE PART	40,21
22217		CABLE KIT J6 SPARE PART	67,89
22218		CABLE KIT J7 SPARE PART	93,66
22219		CABLE KIT J8 SPARE PART	85,85
22220	22211	CABLE KIT J16 SPARE PART	0,00
22221		CABLE KIT J17 SPARE PART	77,64
22223		LAMP CABLE ADAPTER GRANULE MAXI	95,59
22224		LAMP CABLE ADAPTER GRANULE FLEXI	83,44
22225		LAMP CABLE ADAPTER GRANULE SMART	99,69
22235		PANEL FOIL, GRANULE SMART ELUX	101,78
22244		DOOR, UPPER	1 390,00
22248		PLUG	30,47
22253		ANGLE, 1/2" INT/EXT	37,81
22255		WASHER TBRB 10,5X28X6 A4	6,86
22256		CIRCUITBOARD (CONTROL UNIT) WITH CONNECTOR REPLACES 20930	1 920,00
22273		SAFETY SWITCH	76,57

PART NO.	REPLACED BY	NAME	PRICE (EUR)
22294		CIRCUIT BOARD GRANULE SMART	1 920,00
22296		COVER PLATE, PANEL	429,12
22297		DOOR, UPPER	1 085,00
22298		DOOR, LOWER	1 559,00
22299		DOOR LOWER COMPLETE	3 322,00
22333	60421	DRAIN VALVE 1+ MOTOR REPLACES 60421	0,00
22358		COVER PLATE, LEFT	606,19
22369		COVER PLATE, RIGHT	606,19
22373		DOOR LOCK	78,96
22374		BRACKET	117,41
22381		BRACKET	159,36
22399		COVER PLATE, ROOF RIGHT	441,88
22400		COVER PLATE, ROOF LEFT	432,31
22401		COVER PLATE, FRONT CENTRAL	520,05
22416		DOOR, LOWER	1 643,00
22421		DOOR STOP	164,31
22422		SHAFT	59,18
22424		CYLINDER REPLACES 6000055	311,07
22425		COVER PLATE, ROOF	421,14
22429		COVER PLATE, ROOF	395,62
22430		COVER PLATE, FRONT	709,88
22438		CONTROL PANEL KIT, COMBI	564,00
22439		CONTROL PANEL KIT, GASTRO	564,00
22445		DOOR, LEFT COMPLETE	1 336,00
22446	27614	LOCK ARM, UPPER	0,00
22448		OVER FLOW PLUG KIT	55,67
22461		CRUSH PROTECTION COMPLETE	442,48
22467		DOOR, LEFT COMPL. GRANULE MAXI	1 641,00
22495		DISTANCE DOOR	36,73
22497		HOSE REPLACES 18531	30,28
22498		PUMP PQ 60 3 PHASE	587,05
22505		RINSE PUMP SMART 230/400V/60HZ SPARE PART WITH HOSES	815,17
22512	26056	PANEL FOIL, SOLO RESCUE	0,00
22527		CONTROL PANEL KOMPL E-LUX	572,17
22537		DOOR, LOWER ELUX	1 537,00
22538		CASING, LOWER	141,82
22556		PANEL PLATE	84,55
22570		DÖRRKÄPÖR GD600 SATS (4 STYCKEN)	384,28
22611		NIPPLE G1-1/4" D32 REPLACES 18596	62,05
22633		POWERGRANULES®, 10 LITRES	293,00
22634		POWERGRANULES®, 20 LITRES	555,00
22637		SPRING PLATE	60,10
22640		SLIDING BLOCK	54,05
22650		LEVER SYSTEM	1 000,00
22652		HOLDER FOR LINKAGE TO UNLOADED DOOR	116,74
22654		SHAFT FOR LINKAGE TO UNLOADED DOOR	304,92
22662		SLIDE RING, RESCUE	505,69
22666		DOOR, RIGHT FLEXI SP BARTON DISPLAY	2 905,00
22681		PUMP FLEXI 208V 60HZ	3 798,00
22693		SEAL HOLDER	62,05
22697		SPACER	55,83
22754		UNLOADED DOOR	930,38
22756		TREDO-SEAL 3/8"	4,08
22757		PIPE, STEAM REDUCTION	289,68
22758		LEVEL SENSOR WITH CAP REPLACES 22062, 10529, 10287, 19879	78,49
22763		FLAT JET NOZZLE JAQ 1190	26,57
22767		BASKET LIFT REPLACES 22170	662,88

PART NO.	REPLACED BY	NAME	PRICE (EUR)
22775		SCREW BN10649 M6X12 (T-30) REPLACES 12188	7,23
22776		SCREW BN10649 M6X16 (T-30) REPLACES 12233	1,26
22777		SCREW BN10649 M6X25 (T-30) REPLACES 12190	1,26
22785		WATER CONNECTION	229,77
22786		SIGNAL CABLE, WHITE, FOR CABLE ROUTE AWG 22	0,85
22787		SIGNAL CABLE, RED, FOR CABLE ROUTE AWG 22	0,85
22790		HOSE L320	10,80
22794	23987	CONSTANT FLOW VALVE 8 L/MIN	0,00
22825		SLEEVE FOR LINKAGE TO UNLOADED DOOR	25,11
22835		HOLDER FOR LINKAGE TO UNLOADED DOOR	47,85
22846		SLEEVE	28,97
22855		BRACKET	139,40
22881		PROTECTIVE COVER	86,41
22882		GASKET	16,11
22890		RINSE TANK COMPLETE	1 147,00
22893		SCREW K6S M6X16	2,20
22898		RINSE PIPE	769,31
22901		BAFFLE	58,77
22902		3-WAY SWITCH REPLACES 10889, 10888, 10274	165,39
22904		RINSE PIPE COMPLETE SPARE PART	977,13
22907		WASHER 6,4X17X3	2,20
22917		SCREW MC6S M5X35	2,41
22920		SCREW MLC6S M6X12 REPLACES 12139	2,41
22924		SCREW M6X40 SLOTTED TRUSS HEAD A2	1,96
22932		PANEL BOX WITH SEAL AND FITTINGS	174,56
22937		CONTROL PANEL WITH BOX, KIT	430,30
22945		COVER PLATE ROOF	469,51
22946		DOOR SEAL REPLACES 21913	117,97
22954		SLIDE PLATE	29,11
22957		DOOR LOCK	113,27
22966		LINKAGE RESTRICTOR KIT / FLEXI	60,87
23205		MOTOR CABLING GASTRO-COMBI	240,53
23206		EXTERNAL CABLING (SIGNAL) GASTRO-COMBI	1 575,00
23215		MOTOR CABLING (MAXI)	195,05
23216		EXTERNAL CABLING (SIGNAL) MAXI	1 116,00
23255		MOTOR CABLING FLEXI	112,64
23256		EXTERNAL CABLING (SIGNAL) FLEXI	1 224,00
23271		HEATER 480V/9KW	269,85
23296		EXTERNAL CABLING (SIGNAL) SMART	1 249,00
23400		I/O CIRCUIT BOARD	779,18
23406	20127	MULTI TRANSFORMER	0,00
23408		RESISTOR 27 Ω 1% AXIAL DIN 0208	0,95
23409		RESISTOR 100 Ω 1% AXIAL DIN 0208	0,95
23410		RESISTOR 180 Ω 1% AXIAL DIN 0208	0,95
23411		RESISTOR 270 Ω 1% AXIAL DIN 0208	0,95
23412		RESISTOR 390 Ω 1% AXIAL DIN 0208	0,95
23413		RESISTOR 510 Ω 1% AXIAL DIN 0208	0,88
23414		RESISTOR 620 Ω 1% AXIAL DIN 0208	0,95
23415		RESISTOR 750 Ω 1% AXIAL DIN 0208	0,95
23416		RESISTOR 910 Ω 1% AXIAL DIN 0208	0,95

PART NO.	REPLACED BY	NAME	PRICE (EUR)
23440		2-LEVEL TERMINAL BLOCK + RESISTOR (ID NO. 0)	46,02
23441		2-LEVEL TERMINAL BLOCK + RESISTOR (ID NO. 1)	46,02
23442		2-LEVEL TERMINAL BLOCK + RESISTOR (ID NO. 2)	46,02
23443		2-LEVEL TERMINAL BLOCK + RESISTOR (ID NO. 3)	46,02
23444		2-LEVEL TERMINAL BLOCK + RESISTOR (ID NO. 4)	46,02
23445		2-LEVEL TERMINAL BLOCK + RESISTOR (ID NO. 5)	46,02
23446		2-LEVEL TERMINAL BLOCK + RESISTOR (ID NO. 6)	46,02
23502		SERVICE CABLE, DOUBLE	178,81
23631		USB CABLE WITH PLUG AND SOCKET	142,43
23638		FUSE 230 V/1A 5X20 MM SLOW BLOW FUSE	2,06
23639		FUSE 230 V/2,5A 5X20 MM SLOW BLOW FUSE	2,06
23647		CIRCUIT BREAKER 50A , 3-POL UL/CSA	149,05
23656		FUSE 0.5 A T	2,06
23709		LAMP, COMPL. WHITE GD 90 REPLACES 10270	54,24
23710		LAMP, COMPL GREEN GD90 REPLACES 11261	67,00
23711		LAMP, COMPL. YELLOW GD90 REPLACES 10895	62,21
23712		LAMP, COMPL. RED GD 90 REPLACES 10894	63,81
23718		SCREW TEMP. SENSOR M14-6 MM	16,70
23725		O-RING 5.94 X 3.53 NBR	3,80
23735		PIPE, STEAM REDUCTION	329,65
23769	27283	COVER PLATE, LEFT COMPLETE	0,00
23780		GASKET, PUMP INLET	18,29
23797		MOTOR BRACKET	48,30
23810		COVER PLATE PANEL	411,52
23813		COVER PLATE, COMPLETE RIGHT	1 147,00
23816		COVER PLATE PANEL	407,89
23817		ROCKER ARM REPLACES 6000241	40,93
23821		HOOK	89,90
23839		MOTOR CRANK	73,67
23945		STRAINER	112,80
23965		BRACKET, DRAIN VALVE	58,77
23974		STEAM REDUCTION COMPLETE	725,90
23980		THREADED SPACER DHS M4X25	6,81
23987		CONSTANT FLOW VALVE 7 L/MIN REPLACES 22794	3,72
24006		RINSE PUMP BRACKET	40,34
24007		SPACER	8,98
24014		STICKER OPEN DRAIN VALVE	3,99
24015		STICKER CLOSED DRAIN VALVE	3,99
24016		TANK GRID	241,50
24017		OVERFLOW FILTER	258,30
24018		DRAIN PIPE	384,60
24039		SCREW MC6S A4 M6X75	3,09
24042		DRAIN VALVE L- SPAREPART KIT (535MM)	271,97
24043		DRAIN VALVE S- SPAREPART KIT (138MM)	160,30
24044		DRAIN VALVE M- SPAREPART KIT (173MM)	192,98
24081		SPLASH PROTECTION	355,67
24083		SPLASH PROTECTION	293,03
24089		RELAY WITH SOCKET 1 POL 230VAC	93,76
24093		SPARE PART KIT DOOR STOP (STAINLESS) REPLACES 21651	108,89
24095		COVER PLATE BRACKET	232,49

PART NO.	REPLACED BY	NAME	PRICE (EUR)
24103	20290	SHAFT COUPLING, TRAY DRIVE, WITHOUT KEY	0,00
24106		SOLENOID VALVE 1/2" REPLACES 5782	637,06
24107		SOLENOID VALVE REPLACES 6005145	204,13
24108		SOLENOID VALVE 3/4" KTW REPLACES 13712	339,65
24126		COVER PLATE	27,91
24127		COVER, ECO EXCHANGER	531,15
24138		COVER PLATE BACK	223,58
24140		BRACKET, SAFETY SWITCH	51,02
24165		RUBBER STRAP WITH JOINING PIECE, GREY	21,79
24209		RETROFIT KIT SPRAY ARM MOTOR BRACKET GRANULE MAXI 920010-	522,96
24219		PLUG USB	13,18
24221		SHEET METAL	40,60
24222		GASKET	46,36
24227		SHEET METAL	45,68
24237		ANGLE 1" INV - 1" INV	14,69
24238		MAGNETS KIT	80,49
24243		WEDGE 4X4X25	0,80
24244		SHAFT COUPLING, TRAY DRIVE, WITH KEY REPLACES 19846	186,99
24248		SEALING	85,48
24251		HOSE L=650 Ø22X13	18,03
24253		BRACKET	81,47
24255		FLOW REGULATOR 5 L/MIN BLUE	9,70
24267		HOSE L=1500	14,69
24269	20112	FAN UNIT ECO EXCHANGER	0,00
24272		ROCKER ARM KIT	107,81
24277	27072	CHECK VALVE	0,00
24284	26205	HOSE Ø28 L=1070	0,00
24285		HOSE 22/13 L=2345	81,66
24286		HOSE L=3100 WATER CONNECTION - ECO EXCHANGER	55,43
24287		RUBBER HOSE	34,22
24289		LID RINSETANK - MAXI ECOEXCHANGER	411,63
24313		COVER PLATE, ROOF LEFT - MAXI ECOEXCHANGER	686,10
24314		COVER PLATE, ROOF RIGHT - MAXI ECOEXCHANGER	686,10
24339		HOSE DRIP TRAY, GRANUL MAXI Ø28/19 L=515	18,83
24355		TEMPERATURE SENSOR PT L=3300 WITH O-RING	125,86
24397		FLOW REGULATOR, 9L/MIN, ORANGE	8,23
24416		HOSE	33,71
24417		TUBE	55,73
24418		MAGNET REPLACES 20654	14,74
24578		RINZE NOZZLE KIT GRANULE GASTRO/COMBI/GD700	248,05
24666		COUPLING STRAIGHT WITH O-RING REPLACES 21930	25,77
24667		COUPLING 90°, WITH O-RING	29,76
24669		FILTER	33,47
24670		FLOW RESTRICTOR (20 L)	33,47
24678		SPLASH GUARD	55,02
24683		COVER PLATE, RIGHT, WITH INSULATION REPLACES 22140	278,70
24685		SOLENOID VALVE 16 BAR REPLACES 21320	388,59
24718		MODIFICATION KIT WASH SYSTEM	194,78
24791		90° HOSE FITTING 3/4" WITH MALE THREAD 1"	17,88
24792		FLY NUT 1"	10,07
24793		FLY NUT 1/2"	6,85

PART NO.	REPLACED BY	NAME	PRICE (EUR)
24794		1" HOSE FITTING FOR 1" FLY NUT	10,84
24795		1/2" FITTING FOR 1/2" FLY NUT	6,85
24796		1" GASKET FOR HOSE FITTING	3,24
24797		1/2" GASKET FOR HOSE FITTING	2,10
24801		HOSE 1" L=700	50,40
24897		HOOD LIFT OUTPUT RELAY KIT	217,35
25035		FLOW RESTRICTOR (16 L)	33,47
25036		FLOW RESTRICTOR (7,6 L)	33,47
25037		FLOW RESTRICTOR (5 L)	33,47
25038		FILTER HOUSE	92,99
25039		BRACKET	11,22
25057		DOOR SWITCH WITH LOCK REPLACES 14059	492,74
25083		PUMP KIT 440V 60 HZ	1 967,00
25084		SPRAY PIPE	349,92
25099		BRACKET MAXI	44,50
25100		COVER PLATE BRACKET	114,86
25116		SPLIT FERRITE 27 MM	40,87
25117		SPLIT FERRITE 7.5-8.5 MM	23,76
25127		NUT M12 LOCK	0,67
25129		CONNECTOR KIT MAIN PCB	180,66
25136		SHIM	9,70
25137		MOUNTING PLATE WITH STUDS	41,45
25138		GASKET	15,59
25145		BRACKET RETAINING WHEEL	63,13
25149		HOSE NIPPLE	98,51
25150		SOLENOID VALVE	86,06
25171		OETIKER CLAMP 24,1-20.9 MM	4,45
25172		REBUILDING KIT RETAINER WHEEL BRACKET	420,27
25184		PANEL CABLE WITH CONNECTOR, GREY (FLEXI,MAXI,SMART)	184,47
25193		HANDLE DRAIN VALVE (PLASTIC PART)	14,25
25226		LABEL POWER GRANULES 10 LITER	4,94
25227		LABEL POWER GRANULES 20LITER	5,52
25231		SPACER	7,41
25232		LOCKING BAR, COMPLETE	44,69
25233		LOCKING ARM, COMPLETE	37,07
25234		INSTALLATION HOSE COMPL	34,25
25244		CLIP	74,17
25249	6005031	KEY SWITCH LOCKING WITH KEY REPLACES 6005031	0,00
25250	6005032	KEY SWITCH WITH KEY REPLECES 6005032	0,00
25252		WASH PUMP P 65-20 WITH SHOCKABS AND HOSES REPLACES 11402	2 757,00
25254		WASH PUMP P 65B GG H/D 230V/50HZ WITH SHOCKABS AND HOSES	4 315,00
25255		BEARING BASKET DRIVE, LOWER	37,07
25256		DOOR RIGHT FLEXI SPARE PART (62XXXX,63XXXX)	2 565,00
25257		DOOR RIGHT FLEXI ELUX SPARE PART (62XXXX,63XXXX)	2 565,00
25258		HOSE, RINSE AGENT 6/4 L=2450	4,81
25259		HOSE, RINSE AGENT 6/4 L=4700	14,42
25261		HOSE, RINSE AGENT 6/4 L=2400	7,08
25263		FLEXIBLE PIPE, SIGNALING CABLE L=2700	46,88
25265		BEARING DAMPER SHAFT, LEFT, MAXI	74,92
25266		GRANULE DAMPER BEARING,RIGHT, MAXI	74,17
25267		GRANULE DAMPER BEARING, BACK (SOLO, SMART, GC-GASTRO)	105,74
25268		GRANULE DAMPER BEARING, FRONT (SOLO, SMART, GC-GASTRO)	117,33
25276	26179	GUIDE RAIL (GRANULE MAXI ONLY)	0,00

PART NO.	REPLACED BY	NAME	PRICE (EUR)
25293		RINSE PUMP 208/240V/60HZ UL	598,00
25295		OVER HEAT PROTECTOR UL	437,19
25327	20290	DRIVING SHAFT	0,00
25334		GASKET	6,65
25337		REDUCTION D50/D28	276,51
25338		NORD-LOCK WASHER NL16SS1113	21,68
25342	20290	SHAFT WITH LOCKING, RETROFIT KIT	0,00
25354		DOOR UPPER	2 154,00
25362		HOSE NIPPLE 1/2" X 1"	41,48
25363		SPONGE RUBBER STRIP EPDM 16X17X22MM	50,40
25366		FUSE 1,6A 5X20 MM SLOW BLOW FUSE	3,99
25367		FUSE HOLDER 5X20MM GLASS FUSE	46,21
25381		MAIN SWITCH, ENCLOSED	436,13
25382		OVERLAY US	76,64
25410		KEY SWITCH WITH KEY	110,64
25447		DOOR SEAL (SOLO SMART VERTICAL) 355 MM	20,09
25505		EAR CLAMP PLIERS (FLEXI NOZZLES)	55,72
25611		HOSE CONNECTOR KIT R25 - 26MM	48,97
25614		ROOF	869,90
25616		COVER PLATE ROOF (ECOEX-CHANGER)	707,20
25618		DOOR UPPER COMPLETE	1 913,00
25621		DOOR LOWER SOLO	1 386,00
25624		DOOR LOWER COMPLETE	2 546,00
25628		DOOR LOWER, SMART	2 187,00
25629		DOOR LOWER	1 636,00
25632		WATER CONNECTION (INCOMING WATER)	322,81
25633		WATER CONNECTION STEAM REDUCTION	322,81
25634		WATER CONNECTION ECOEX-CHANGER	322,81
25669		COVER PLATE, HOOD RIGHT	291,93
25670		COVER PLATE, HOOD LEFT	291,93
25671		COVER PLATE, HOOD FRONT	718,20
25672		COVER PLATE, FRONT	322,24
25673		COVER PLATE, LEFT	232,90
25674		COVER PLATE BACK	646,74
25676		PLATE	85,15
25693		ELECTRIC SYSTEM SOLO RESCUE 208V/240V CUL	7 192,00
25712		COVER PLATE WITH INS, UPPER RIGHT	349,65
25713		COVER PLATE WITH INSULATION, UPPER LEFT	349,65
25714		BACK COVER PLATE WITH INSULATION	437,54
25740		DOOR RIGHT COMPLETE MAXI	2 149,00
25778		HOSE Ø32 L=460	41,00
25786		WATER CONNECTION (INCOMING WATER) CE	335,64
25788		HOSE L=170	4,94
25789		WATER CONNECTION (INCOMING WATER)	359,41
25858		T-COUPLING , MULLER	77,17
25859		COUPLING G 3/4 X DIAM 6 , MULLER	34,52
25860		COUPLING ANGLE DIAM 6 MULLER	14,45
25876		LID RINSE TANK ECOEXCHANGER	315,07
25879		2/2 WAY SOLENOID VALVE	92,19
25884		COVER PLATE RIGHT FRONT SIDE COMPLETE (MAXI)	465,15
25888		PLATE, CONNECTION	50,07
25889		FILTER 3/4", MULLER	26,80
25891		COVER PLATE FOR UPPER RIGHT SIDE	257,20

PART NO.	REPLACED BY	NAME	PRICE (EUR)
25895		T-COUPLING G 3/4", DN17, MULLER	52,48
25897		COUPLING ANGLE DN17 , MULLER	45,18
25898		FILTER DN17 , MULLER	90,79
25900		COUPLING DIAM 6 , MULLER	39,01
25901		CONNECTING HOSE 3/4	68,48
25917		LINK ARM COMPLETE	339,29
25919		HOSE L=550 D22X13	15,23
25925		LOCKING CATCH	215,25
25926		SPRING 0,75X8X40	40,69
25930		LOCKING DEVICE	833,79
25941		PIN FOR LOCK, GRANULE SMART	106,08
25974		UPPER PLUG	34,10
25975		OVERFLOW DEVICE COMPLETE	31,52
26002		I/O CIRCUIT BOARD COMPLETE WITH SOFTWARE AND BOX CUL	740,19
26025		WATER CONNECTION ECOEX-CHANGER	401,75
26036	26625	OVERFLOW SIEVE SOLO RESCUE - US	0,00
26038		WATER CONNECTION STEAM REDUC-TION	322,81
26039		HOSE L=385	13,76
26051		SEALING WASHER M5	6,88
26054	26056	PANEL OVERLAY SOLO RESCUE ROW	0,00
26056		PANEL OVERLAY SOLO RESCUE	69,32
26057		COVER PLATE FRONT - US	401,01
26058		COVER PLATE LEFT COMPLETE - US	947,84
26059		COVER PLATE RIGHT COMPLETE - US	812,33
26060		ROOF COMPLETE - US	627,85
26061		COVER PLATE PANEL COMPLETE - US	406,51
26064		DRIVE UNIT, RACK DRIVE - US	1 686,00
26066		FILTER , MULLER	41,81
26068		FLOW REGULATOR 5 L/MIN, RED ,MULLER	26,80
26069		FLOW REGULATOR 8 L/MIN, BLACK, MULLER	26,80
26070		FLOW REGULATOR 9 L/MIN, ORANGE, MULLER	26,80
26071		FLOW REGULATOR 16 L/M GREY, MULLER	26,80
26072		FLOW REGULATOR 20 L/MIN, GREEN, MULLER	26,80
26087		BACK PLATE - US	343,50
26089		HOSE D38/28 L1350	145,93
26090		HOSE D50 L45	34,24
26110		RINSE PUMP INCLUDING NIPPLES	93,03
26112		HOLDER FOR OVERHEATING PRO-TECTOR	79,84
26142		COVER PLATE BRACKET	140,18
26143		ADAPTER BRACKET TO MAXI LIGHT CONDUCTOR	21,19
26144		ADAPTER BRACKET TO MAXI LIGHT CONDUCTOR	16,42
26146		MAXI LIGHT CONDUCTOR	72,26
26148		GASKET TO MAXI LIGHT CONDUCTOR	11,65
26149		GASKET FOR MAXI LIGHT CONDU-CTOR	7,86
26150		COVER PLATE	12,81
26151		BRACKET - US	24,49
26175		PROTECTION PLUG	2,67
26177		MAGNETIC HOLDER	71,72
26179		CONTROL GUIDE KNOB LOWER	39,10
26195		WATER CONNECTION STEAM REDUC-TION (GRANULE VALVE)	525,02
26196		VALVE BRACKET FOR MULLER 3/2 VALVE	34,24
26205		HOSE D36/28 L1070	69,05
26206		HOSE D36/28 L750	55,03

PART NO.	REPLACED BY	NAME	PRICE (EUR)
26207		HOSE D36/28 L450	50,76
26214		GUARD	61,44
26220		MAGNET BRACKET COMPLETE	69,88
26221		HOSE FOR INSTALLATION, RF 12X18 RP3/4 X RP 1/2-2000	85,31
26234		RINSE PIPE	432,23
26238		DOORSTOP	90,08
26243		USB MEMORY FOR IO-CARD	65,81
26244		RETROFIT BASKET DRIVE COMPLETE COMBI GASTRO	700,39
26246		RETROFIT BASKET DRIVE COMPLETE SMART-SOLO	186,98
26259		LINK, GRANULE DAMPER	24,35
26270		SCREW M6S A4 M10X35 PARTIALLY THREADED	57,16
26278		DOOR STOP	60,37
26279		COVER PLATE, ROOF COMPLETE	551,78
26341		HOLDER LEFT	90,42
26342		HOLDER, RIGHT	90,42
26343		PLUG UPPER	61,74
26344	27710	OVERFLOW DEVICE COMPLETE	0,00
26353		PLUG, OVERFLOW	32,88
26356		SPRING PLATE	38,79
26357	27710	OVERFLOW DEVICE COMPLETE	0,00
26358		UPPER PART TO PLUG OVERFLOW	30,54
26361		Y-COUPLING FOR HOSE D19	18,70
26363		HOSE D19 L2490	87,05
26364		HOSE NIPPLE G25 X 25	24,35
26367		HOSE D36/28 L140	28,86
26418		SEAL HOLDER, HOOD RIGHT	35,53
26419		SEAL HOLDER, HOOD OBLIQUE FRONT	15,89
26420		SEAL HOLDER, HOOD LEFT	35,53
26421		SEAL HOLDER, HOOD FRONT	35,53
26428		HOSE D 25 L750	49,11
26432		HOOD LIFT - SOLENOID VALVES	728,17
26433		WATER CONNECTION (INCOMING WATER)	359,41
26436		RINSE PIPE , COMPLETE	657,38
26452		FOOT	116,46
26463		HEAT RECOVERY UNIT WITH FAN	4 543,00
26478		COVER MOTOR, SPAY PIPE - FLEXI	45,68
26485		CABLE PROTECTION	32,55
26503		ECO EXCHANGE ELECTRIC BOX KIT	1 007,00
26509		FAN ASSEMBLY	917,60
26529		MITER SCISSORS, FOR GASKET.	112,80
26541		BRACKET, ELECTRIC BOX - MAXI ECOEXCHANGER	41,27
26552		WHEEL PLASTIC, HOLDING DOWN DIAM 70	61,17
26560		SAFETY SWITCH SONTHEIMER UL	75,19
26562		DISH WASHING TUBE, TANK	358,74
26564		UPPER WASH TUBE	553,21
26566		DISH WASHING TUBE, TANK	611,30
26572		TANK GRID	712,54
26575		RINSE PIPE COMPLETE	927,71
26579		INSIDE SEAL	6,28
26585		CRIMP TERMINAL FEMALE 2.8X0.8 INSULATED RED	0,67
26593		BUSHING, DOWN HOLDING WHEEL	18,83
26602		POWERGRANULES BIO®, 10 LITRES	293,00
26603		LOCK, LOWER	819,00
26619		HOSE D29 L650	19,50
26631		SEALING SLEEVE PG16	27,91
26637		FLAT PIN FEMALE 2.8X0.8 ISOLATED BLUE	0,67

PART NO.	REPLACED BY	NAME	PRICE (EUR)
26645		MOTOR CABLING SMART+	277,20
26646		EXTERNAL CABLING (SIGNAL) SMART+	1 298,00
26653		NUT PG16 T=5,5	18,03
26656		CONNECTING PIPE	253,76
26657		DISTRIBUTION PIPE	675,95
26658		HOSE, PUR C98A, GRAY, Ø10 / 7.5 - 50M /	21,10
26680		SPARY PIPE CONSOLE	1 537,00
26682		MOTOR MOUNTING	53,42
26683		MOTOR MOUNTING	58,77
26684		MOTOR MOUNTING	110,05
26686		OUTSIDE SEAL	2,54
26688		COVER PLATE	304,92
26691		SIEVE	33,92
26696	27190	TANK SEAL	0,00
26697		COVER PLATE	321,88
26705		FILTER, FLEXI	43,01
26719		ROCKER SPINDLE, FLEXI	209,69
26722		HOSE D45 L=70	32,99
26723		HOSE D45 L=440	115,13
26724		HOSE D32 L=145	57,16
26725		I/O CIRCUIT BOARD RESCUE CE	779,19
26727		CONNECTION BOX, ECO EXCHANGER	302,38
26731		TANK GRID	389,59
26732		PIPE D75 L=190	61,44
26733		PIPE D75 L=950	196,20
26734		PIPE BEND D75X90°	18,70
26735		REDUCTION PP 110X75	24,44
26739		SPRAY PIPE SYSTEM	2 632,00
26740		SLEEVE BEARING W FLANGE	5,48
26741		COVER MOTOR, SPAY PIPE - FLEXI 65XX-	49,55
26742		COVER PLATE	220,24
26743		WASH PUMP BRACKET	33,92
26746		GRANULE LABEL, FINNISH	46,21
26747		BASKET LIFT	366,62
26751		LABEL WATER CONNECTION SR ROW	17,90
26752		LABEL WATER CONNECTION SR CUL	65,58
26755		LID, ECOEXCHANGER	151,46
26761		STRAINER	110,85
26767		HOSE D102 L=80	63,57
26782		PANEL OVERLAY GRANULE SMART +	74,93
26784		STRAINER, ECO EXCHANGER	94,03
26797		OUTSIDE SEAL	2,94
26798		INSIDE SEAL	2,80
26808		BRACKET, ECO EXCHANGER UNIT	50,75
26813		BRACKET	53,93
26822		SEAL	7,35
26823		ADAPTER	76,26
26824		COVER PLATE	31,79
26828		SHORT SPRAY PIPE	415,80
26833		SEAL	8,28
26834		TANK GRID	389,59
26836		EVACUATION CHANNEL	677,55
26838		WATER CONNECTION STEAM REDUC-TION (GRANULE VALVE)	394,40
26842		SEAL	38,06
26844		COVER PLATE BACK - ECO	270,99
26845		HOSE (Ø22XØ13 - 6005157) L=1400	33,66
26846		HOSE (Ø22XØ13 - 6005157) L=750	18,03
26847		PIPE D32X90	10,15
26848		PIPE D32X227	13,49
26849		PIPE BEND 45° DIAM 32	12,96

PART NO.	REPLACED BY	NAME	PRICE (EUR)
26850		PIPE D32X1070	100,84
26852		COVER, ECO EXCHANGER	719,89
26854		COVER PLATE ROOF, ECO EXCHANGER	381,98
26882		BRACKET	32,99
26883		SUPPORT, ECO EXCHANGER UNIT	31,79
26888		WATER CONNECTION ECOEX-CHANGER	562,42
26893		LABEL DETERGENT	11,97
26894		LABEL RINSE	11,97
26956		TERMINAL STRIP 6 MM2, 12 POLES NATURAL	35,13
26975		BRACKET, ECO EXCHANGER	19,10
26999		SOUNDABSORBER, ROOF	71,19
27000		SOUNDABSORBER COVER PLATE BACK	99,90
27009		HOSE 8X13, L=1100	23,77
27020		GASKET	5,08
27070		TANK GRID	337,64
27071		TANK GRID	347,39
27072		CHECK VALVE	33,47
27080		EDGE PROTECTOR	6,43
27090		SPRINT, LEFT	222,38
27106		SPRINT, RIGHT	222,38
27133		BASKET LIFT PLATE	42,34
27172		BASKET LIFT	367,16
27177		GASKET	29,25
27182		TERMINAL STRIP 10 MM2, 12 POLES NATURAL	14,16
27184		MEMBRANE SCREW	2,80
27190		SEALING TANK	6,81
27191		HOSE	108,58
27195		PROTECTION CAP	0,40
27200		LEVER COMPLETE	272,46
27238		HOUSING, LEFT	100,30
27239		HOUSING, RIGHT	100,30
27240		SLIDING FILTER COMPLETE	284,48
27241		FILTER HOUSING	97,50
27242		KNIFE FILTER	52,89
27243		OUTER FILTER	84,68
27244		HANDLEBAR	54,63
27245		HANDLE KNOB	34,19
27246		COVER PLATE	25,38
27247		DISTANCE PLATE	27,91
27271		IMPELLER 60 HZ DISHWASHING PUMP	41,40
27283		COVER PLATE, LEFT COMPLETE	721,68
27285		COVER PLATE PANEL	407,89
27288		COVER PLATE FRONT	498,38
27351		BRACKET	16,29
27415		SHAFT	135,56
27466		STOP, LEFT	47,01
27467		STOP, RIGHT	47,01
27471		DOOR LOWER COMPLETE	2 546,00
27473		LEVER SYSTEM	1 130,00
27474		DOOR LOWER	1 636,00
27475		LOWER DOOR	1 587,00
27476		SLEEVE BEARING	4,67
27478		COTTER PIN	0,93
27479		INDEXING PLUNGE	71,45
27567		PRESSURE REDUCING VALVE	76,86
27605		SHOCK ABSORBER 25X15	17,54
27606		SHOCK ABSORBER 25X20	18,59
27607		SET SCREW MSK6SS A4 M6X12	0,53
27613		LOCK ARM	79,20
27614		LOCK ARM, UPPER	109,44

PART NO.	REPLACED BY	NAME	PRICE (EUR)
27710		OVERFLOW DEVICE LOWER	101,85
27792	20265	BACK COVER	0,00
27862		PUMP BRACKET ADAPTER	114,19
28347		NUT M6M M4 LOCKING REPLACE 5018	2,33
28377		DETERGENT DOSING PUMP SEKO PA-9	488,63
28378		RINSE AID DOSING PUMP SEKO PPR-1	343,48
28380		MAGNET	8,19
28437		RINSE NOZZLE KIT (SMART) 12 PCS 21576	404,91
28445		BEARING PIPE	97,86
28470		BRACKET	79,00
28482		SQUEEZE TUBE SEKOBRIIL Ø3X8	29,99
28483		SQUEEZE TUBE SEKOFLEX Ø 6,25X10,55	29,99
28484		BRACKET	95,26
28485		CABLE GLAND M40X1,5	20,06
28486		CABLE GLAND M40X1,5 FOR CABLE Ø 9-23 MM	24,99
28487		NUT, CABLE GLAND	4,62
28492		COVER PLATE	108,15
28497		SPRINT	69,43
28517		BEARING, CABIN AXLE	16,97
28577		HOSE CLAMP 32 - 44 MM 12 MM	9,20
28632		STRAIGHT CONNECTOR G 1/8" INT. - Ø6/4	43,58
28659	28660	PUMP 400V/50HZ GD600-III REPLACES 14371	0,00
28660		WASH PUMP KIT 380/400	1 770,00
28668		RODENT PREVENTION RETROFIT KIT MAXI	383,25
28739		SHEET METAL SCREW HEX 4,2X13	0,53
28779		RODENT PREVENTION RETROFIT KIT SMART-SMART+	137,55
28861		BRACKET	45,95
28892		COVER PLATE	15,02
28893		COVER PLATE	40,64
28901		BACK COVER RIGHT COMPLETE	606,19
28910		BACK COVER, LEFT COMPLETE	606,19
28913		COVER PLATE	38,54
28916		COVER PLATE	19,95
28922		HOLE PLUG	1,05
28966		SPLASH COVER	31,92
28980		PROTECTIVE CAP Ø15,9 L=63,5	1,37
28981		PROTECTIVE CAP Ø27 L=50,8	1,89
28982		MEMBRANE PLUG	1,26
28983		MEMBRANE PLUG	3,15
29100		BACK COVER RIGHT COMPLETE	619,29
29102		BACK COVER, LEFT COMPLETE	619,29
29140		HOSE EPDM Ø32 L=460	40,95
29245		90° ELBOW WITH SWIVEL NUT 3/4"-1"	15,54
29246		MALE ADAPTOR 3/4"- Ø12	2,73
29340		PLASTIC PIPE Ø32, L=1110	15,65
29341		PLASTIC PIPE Ø32, L=230	3,99
29342		PLASTIC PIPE Ø32, L=160	2,73
29343		PLASTIC PIPE Ø32, L=120	2,52
30297		HOSE L=1000 MM (Ø18XØ28 - 30200)	31,50
30300		HOSE, PE Ø6X4 - RINSE AID L=4000 MM	17,96
60190		NOZZLE	66,00
60198	13972	OVERFLOW FILTER	0,00
60289		BUSHING, M-VALVE, 1/2	40,90
60406		NUT 1/2 G15	2,86
60407		NIPPLE, RINSE HOSE	7,94

PART NO.	REPLACED BY	NAME	PRICE (EUR)
60415	11404	HOSE CLAMP 40-60 9MM REPLACES 10518	0,00
60421		DRAIN VALVE 1+ MOTOR	889,06
60429		HOSE CLAMP 60-80 REPLACES 6005140	6,81
60430		CIRCUIT BOARD 60/90	1 977,00
60433		VIBRATION ABSORBER	42,23
60439		SHAFT SEAL	343,86
60442		O-RING, PUMP, GD60	15,44
60456		HOSE, SUCTION TUBE-G.VALV REPLACES 60457	51,61
60460		O-RING, 15.3X2.4 REPLACES 6005063, 6005117	2,86
60461		O-RING, 54.5X3 REPLACES 5359	2,89
60462		PISTON SEAL, GOR55X	22,63
60463		PRESSURE SPRING	46,77
60464		HOSE FOR INSTALLATION, 1	42,94
60470		O-RING, 59.5X3.0	2,91
60477		O-RING 19,2X3,0	2,86
60493		REDUCER, PLASTIC, 50MM-32MM	48,96
60500		L-PIPE, CONDENSE	5,51
60503		BUSHING 1/2" INT TO G1" EXT	15,43
60504		NIPPLE 1" TO 3/4	12,73
60505		NIPPLE 1/2 TO 1	15,05
60509		BUSHING 1/2 KOND	8,34
60528		NIPPLE 1/2 EXT TO 1/2 INT	10,56
60531		ANGLE 1/2	8,04
60532	19190	NIPPLE 1/2 G15	0,00
101044		NOZZLE, PLASTIC	7,74
101164	21826	CLAMP NUT	0,00
104044		GUIDE BLOCK, GRANULE VALVE	85,68
121004		TEMPERATURE SENSOR	216,95
121624	21915	LINEAR MOTOR 24V/500/80	0,00
212248		HOSE 90X110 L=110	50,01
212278		HOSE 63X74 L=80	20,06
215404		PLASTIC BEARING BALL VALV	34,73
217754		SCREW FOR TEMP.	60,41
218233		SLIDING RING GD700	401,22
218283		GD701 WASH BASKET	1 536,00
400393		TOP SPRAY PIPE	385,81
400593		BRACKET, HOOD WHEEL LEFT	365,45
400633		BRACKET, HOOD WHEEL LEFT	365,45
400663		BEARING BASKET DRIVE	37,71
400713		PROTECTOR FRONT	105,31
400723		PROTECTOR CLAMP SIDEFRONT	56,60
400733		PROTECTOR CLAMP L	105,31
400743		PROTECTOR CLAMP R.	105,31
400763	14477	SEALING STRIP, HOOD	0,00
400783	25342	SHAFT	0,00
400873	26259	DRIVER PARTITION WALL	0,00
400923	25342	SHAFT	0,00
400963		COUPLING	311,07
401013		GRANULE DAMPER SHAFT	250,45
401083		BASKET WHEEL	1 027,00
401273		PARTITION WALL	255,80
401323	25342	CONNECTOR	0,00
401433		COARSE SIEVE LEFT	280,17
401793		HYDRAULIC CYLINDER	1 776,00
401833	14327	HEATER 3KW 5000G	0,00
402203		BUSHING UPPER	18,81
402213		BUSHING LOWER	21,84
402283		CONTROL CABLE GD 700	328,91
6000013		GASKET, CYLINDER	2 169,00
6000021	22570	DOOR COVER LEFT LOWER	0,00

PART NO.	REPLACED BY	NAME	PRICE (EUR)
6000023	22570	DOOR COVER LEFT LOWER	0,00
6000046		SEAL LOWER EMPTYING	39,14
6000049		GASKET IN	62,23
6000054		PISTON WITH PISTON ROD	92,32
6000055	22424	CYLINDER	0,00
6000056		CYLINDER COVER	135,19
6000057		STRAINER BARREL	572,54
6000068		FOOT MARINE	208,01
6000074		SIEVE	602,76
6000075		MAIN SEAL, GRANULE VALVE	34,76
6000079		SEAL SPRAY PIPE CONSOLE	32,56
6000083		ROCKER SPINDLE	221,73
6000093		HEATER, BOILER	669,30
6000095		HOSE NIPPLE ĩ 13	4,59
6000099		CRANK ARM	60,35
6000101		PANEL BOX DOOR	118,78
6000103		PANEL CIRCUIT BOARD	772,53
6000104		PANEL PLATE CONTROL PANE	138,27
6000105	13516	PANEL SEAL	0,00
6000106		GLASS PANE, 140X440	336,65
6000108		PANEL FOIL	82,44
6000109	13521	RUBBER SEAL GLASS PANE BL	0,00
6000115		BEARING DOOR HANDLE	10,95
6000139		LOCKING ARM UPPER	98,65
6000146		SPACER PLATE	24,70
6000153		RUBBER SEAL	14,20
6000155		HEATER, 9 KW, TANK	559,14
6000165		MOTOR CONSOLE	596,83
6000169		BEARING BUSH DOWN	95,23
6000173		VALVE ROCKER	179,48
6000174		SHAFT BEARING PLASTIC	35,72
6000175		ROCKER UPPER	226,95
6000176		ROCKER LOWER	333,98
6000177		CARRIAGE BEAM LOWER	85,70
6000178		CARRIAGE BEAM UPPER	74,29
6000183		WASH NOZZLE	18,47
6000188		WASH PIPE, SHORT	517,73
6000191		BEARING BUSH UPP	150,79
6000235		AXLE, DOOR STOP	39,99
6000240	6000241	ROCKER UPPER	0,00
6000241	23817	ROCKER ARM LOWER REPLACES 6000240	0,00
6000258		LOCKING ARM, LOWER	79,10
6000291	6001154	RUBBER DAMPER	0,00
6000297		GUIDE BLOCK BASKET	550,87
6000298		SLIDE SPACER	60,94
6000354		REDUCTION VALVE	143,27
6000357		VALVE DRUM	797,73
6000358		FINAL RINSE PIPE, UPPER	1 186,00
6000359		CYLINDER COMPL.	2 953,00
6001011		BASKET ROLLER	7,35
6001013		BASKET STOP REPLACES 6000242	3,88
6001020	13555	SLEEVE PIPE	0,00
6001021	13326	FILTER PIPE	0,00
6001022		PIPE JOINT	35,85
6001027	14330	HEATER, 230 V	0,00
6001028	21784	GRID, WASH TANK	0,00
6001034		OUTLET PIPE	337,87
6001048	14329	HEATER, 400/415 V	0,00
6001050		HINGE, DOOR PART	126,98
6001051		PIN	60,41
6001056		BACK PLATE	1 099,00
6001076	22570	DOOR COVER RIGHT UPPER	0,00

PART NO.	REPLACED BY	NAME	PRICE (EUR)
6001077	22570	DOOR COVER RIGHT LOWER	0,00
6001078	22570	DOOR COVER LEFT UPPER	0,00
6001079	22570	DOOR COVER LEFT LOWER	0,00
6001082		SEAL FINAL RINSE	211,03
6001091		NOZZLE EJECTOR	1 746,00
6001092		CONDENSE LIP	176,62
6001093		SEAL, CONDENSE FLANGE	18,50
6001094		CONSOLE SPRAY PIPE MOTOR	94,31
6001102		CIRCUIT BOARD, GD600II	1 365,00
6001111	21259	CONSOLE SPRAY PIPE MOTOR	0,00
6001114		CARRIAGE BEAM	127,42
6001117		CRANK ARM	68,56
6001121		CENTRAL SEAL	23,32
6001122		WASH NOZZLE, COMPL.	28,33
6001123		FINAL RINSE HOSE, UPPER	2,86
6001124		FINAL RINSE HOSE, MIDDLE	6,17
6001125		FINAL RINSE HOSE, LOWER	10,16
6001130		SIDE CASING LOWER RIGHT	175,17
6001131		CONTROL BLOCK	51,39
6001136		SIDE CASING, LOWER LEFT	175,17
6001137	13552	HINGE	0,00
6001140		DOOR MOUNTING LONG	84,13
6001141		SPRAY PIPE	1 224,00
6001154		DISTANCE FITTING REPLACES 6000291	5,18
6001166		STRAP	21,79
6001167		GASKET 1/2" INSTALLAT.	2,86
6001173		SEAL HOLDER, UPPER	38,66
6001174		SEAL HOLDER, LOWER	38,66
6001198	14588	CONTROL GUIDE KNOB LOWER	0,00
6001199	14586	CONTROL GUIDE KNOB UPPER	0,00
6001201		GRANULE VALVE COMPLETE	748,87
6001202		RUNNER LEFT COMPLETE	124,95
6001203		RUNNER RIGHT COMPLETE	124,95
6001204		SPRAYSYSTEM COMPL.	2 803,00
6001205		SPRAYPIPE GD600-II COMPL.	1 303,00
6001206	22161	DOOR RIGHT COMPLETE	0,00
6001208		PANEL COMPLETE	893,96
6001209		RINSE TANK, 400/415 V, CO REPLACES 13504	3 894,00
6001210		CONDENSATION UNIT COMPLETE	1 200,00
6001213		SOLENOID VALVE CW	437,63
6001217		RINSE TANK, 230 V, COMPLETE	1 976,00
6001218		RINSE TANK, 440 V, COMPLETE	1 814,00
6005002	14505	SPACER 8/4.3	0,00
6005003		VULCANIZED NUT M4 WELLNUT	6,93
6005007		NIPPLE 1/8 G6	2,86
6005009		SLIDING BEARING SPRAY PIPE	23,63
6005010		SLIDE BEARING, SPRAY PIPE	16,28
6005011		O-RING 69.5 X 3	4,39
6005012		O-RING 9.3 X 2.4	2,86
6005017		FINAL RINSE HOSE, MIDDLE	21,08
6005021		WASH HOSE, 45 L=900 REPLACES 6005088	126,70
6005022	6005089	WASH HOSE, 45 L=470	0,00
6005027		FINAL RINSE HOSE,IN	14,66
6005031		KEY SWITCH LOCKING	1 210,00
6005032		KEY SWITCH	323,40
6005034		O-RING 17.3 X 2.4 REPLACES 5673	2,86
6005035		RADIAL SEAL	23,76
6005036		PRESSURE SPRING 17.25	19,99
6005039	13517	RUBBER SEAL GLASS PANE, B	0,00
6005040		PUMP 2,6 KW / 60 HZ	5 385,00
6005042	20013	NOZZLE, FINAL RINSE	0,00

PART NO.	REPLACED BY	NAME	PRICE (EUR)
6005043		O-RING 32.2X3	2,86
6005046		SLEEVE 1/2" REPLACES 5614	6,79
6005048		EARTH CLAMP	4,80
6005049		BOX, OVERHEATING PROTECTORS	177,82
6005051		DEARETOR, COMPL. GD600	325,62
6005054		BUSHING 1/4-1/2	9,26
6005057		NUT 3/4 G20 REPLACES 5619	3,78
6005063	60460	O-RING 16.64 X 3.5	0,00
6005064	18745	BACK FLOW PROTECTION VALVE 1/2"	0,00
6005065	18745	NIPPLE 1/2 INT - 1/2 EXT	0,00
6005070		TRANSFORMER 230V	808,79
6005071		TRANSFORMER 400V REPLACES 6007006	386,17
6005072		TRANSFORMER, 415V	435,46
6005073		TRANSFORMER, 440V	402,53
6005074	20014	MUNST.SLUTSP.TAK	0,00
6005077		CABLE INLET PG 11	3,39
6005079		CAP LEFT UPPER	26,67
6005080		CAP RIGHT UPPER	26,67
6005083		CABLE INLET BOX	6,58
6005084	25171	NOZZLE HOLDER	0,00
6005088	6005021	HOSE 45 L=390	0,00
6005089	6005021	HOSE 45 L=790	0,00
6005090	13630	THERMISTOR	0,00
6005092		HOSE CLAMP 30-45 9MM REPLACES 5425	4,85
6005098		SPRAY PIPE MOTOR, GD600	860,52
6005101		PUMP 440V/60HZ GD600-I	2 947,00
6005102		PUMP 230V/60HZ	3 784,00
6005103	13656	PUMP 400V/50HZ STAINLESS	0,00
6005104		PUMP 440V/60HZ STAINLESS	3 156,00
6005108		LEG	82,14
6005109		FILTER	50,93
6005112	11406	HOSE CLAMP	0,00
6005117	60460	O-RING 12.3 X 2.4	0,00
6005136		O-RING 47 X 5.33	2,86
6005138	19919	CLIPLIST 3300 MM	0,00
6005140	60429	HOSE CLAMP	0,00
6005141	14331	HEATER, 440 V	0,00
6005142		DRAIN VALVE, CONDENSING UNIT REPLACES 18815	372,06
6005143		HOSE CONNECTION, COMPLETE	47,62
6005145	24107	SOLENOID VALVE	0,00
6005146		BEND 45	60,58
6005147		COUPLING 90 8/6-1/8 OUT	9,44
6005148		HOSE 8/6	5,95
6005149		NOZZLE, EJECTOR	125,95
6005150		REDUCE 3/8->1/8	4,24
6005151		LOCKING WASHER 4.0 STAINL	2,86
6005152		DRAIN PIPE REPLACES 13503	221,13
6005157		HOSE, Ø22 X Ø13 PER METER REPLACES 6005019	43,00
6005158	20144	JUNCTION BOX	0,00
6005159	6005021	WASH HOSE GD600-II, L=420	0,00
6005160	14555	CONNECTION 90 1/4 INV	0,00
6005161		NIPPLE 1/8 - 1/4	3,24
6005165		SHAFT SEAL GD600I, LOWAR	182,72
6005166		O-RING, PUMP HOUSING CO 500/30	94,31
6005167	14374	IMPELLER CO 500/30	0,00
6005168		O-RING CO 5000/30	19,04
6005169		NUT CO 500/30	68,69
6005171		HOSE CLAMP 12-22, 9MM	4,06
6005172		PUMP WHEEL 60HZ CO500/30	186,27
6007001		AUXILIARY RELAY, PUMP	51,70

PART NO.	REPLACED BY	NAME	PRICE (EUR)
6007002		TRANSFORMER, T101	81,12
6007003	10082-01	CONTACTOR, 5,5KW/400V	0,00
6007006	6005071	TRANSFORMER	0,00
6007007		CIRCUIT BREAKER 6A REPLACES 10767	114,03
6007008		CIRCUIT BREAKER, 6A	45,97
6007009		CIRCUIT BREAKER, 1A	62,28
6007010		SAFETY SWITCH	173,31
6007011		MAIN RELAY REPLACES 10965	216,28
10050-03		CAPACITOR-WASH PIPE MOTOR	38,58
10050-04		CAPACITOR 3.0 UF	116,20
10054-01		PROTECTION, LEFT / RIGHT	45,27
10054-02		PROTECTION CLAMP, UP/DOWN	38,66
10054-03	10054-01	PROTECTION, RIGHT	0,00
10082-01		CONTACTOR, PUMP (LC1DT25B7) REPLACES 6007003	80,45
10311-01		BEARING FOR GD10	76,19
10510-01		BOILER COMPL. 440 V	3 347,00
10522-01		PISTON, DOORLOCK, UPPER	29,91
10539-01	10539	MAGNETIC VALVE 077NO	0,00
10540-01	10540	SOLENOID VALVE 124 NF	0,00
10547-01	21583	MAINS SWITCH, 4-P	0,00
10547-02	21583	4 POLE MAIN SWITCH	0,00
10565-01		CONDENSING UNIT, BOX	6 250,00
10565-04	22162	CONDENSING UNIT, BOX, 60 H	0,00
10565-05	22162	CONDENSING UNIT 60HZ CSA	0,00
10603-02	14131	OVERHEATING PROTECTOR, 95	0,00
10640-01		GRANULE VALVE WITHOUT FILT	2 757,00
10661-01		GASKET DY 14 / DI 10	2,09
10731-01	6005148	HOSE 8/6	0,00
10765-02		GLASSTUBE FUSE, 1,0 A	3,16
10831-01		HOSE CLAMP	57,27
10835-01		PUMP IMPELLER GD90 60HZ	864,88
10897-01	20990	CIRCUIT BREAKER 0,6 A	0,00
23295-01		MOTOR CABLING SMART	274,93
23295-02		MOTOR CABLING SMART (200/230VAC)	274,93
23996-1		STICKER DETERGENT	5,00
23996-2		STICKER RINSE AID	5,00
23996-3		STICKER SIGNALING CABELS	5,00
60300-02		LINK, LOWER, 223 MM	124,66
60408-01	25439	HOSE WIDE DRAIN 1.0 M	0,00

Documentation and software online

Nordisk Clean Solutions Service Web

for Authorised Service Partners

nordiskclean.com/members/gd-service/

Nordisk Clean Solutions Service Web is an online archive for documentation and software for machines/products from Nor:disk. Access is granted in two levels: Full and Limited Access.

Full Access

Full Access is granted to all Authorized Service Partners and lets you view and download documentation such as user and service manuals, spare part lists and software. To become an Authorized Service Partner, one or more service technicians must have completed the Nor:disk Academy™ Service Training.

Limited Access

Limited Access is the option for non-authorized companies, allowing only viewing and downloading of documentation.

Become an Authorized Service Partner

To become an Authorized Service Partner at Nordisk Clean Solutions, you must complete our service training in Nor:disk Academy™. Sign up for one of our Nor:disk Academy™ Service Training events in Sweden, France or Germany. Courses are held in Swedish/English/German and French.

Read more and register online, or email ts@nordiskclean.com for more information.

Sign up for Nordisk Clean Solutions Academy online. Go to nordiskclean.com/nor-disk-academy or scan QR



NOR:DISK
CLEAN SOLUTIONS